


PM Supercapacitors

Cylindrical pack



Features

- Low ESR with high energy density
- 5.0 Volts
- High capacitance
- Long cycle life
- Low leakage currents
- UL Recognized

Applications

- Pulse Power
- Bridge or hold-up power

Description

Eaton supercapacitors are unique, ultra-high capacitance devices utilizing electrochemical double layer capacitor (EDLC) construction combined with new, high performance materials. This combination of advanced technologies allows Eaton to offer a wide variety of capacitor solutions tailored to specific applications that range from a few micro-amps for several days to several amps for milliseconds .

Ratings

Capacitance	0.1 F to 3.0 F
Maximum working voltage	5.0 V
Surge voltage	5.5 V
Capacitance tolerance	-20% to +80% (+20 °C)
Operating temperature range	-40 °C to +60 °C
Extended temperature range	-40 °C to +85 °C (Maximum working voltage 3.9 V)

Specifications

Capacitance (F)	Vertical part number	Horizontal part number	Nominal ESR (Ω) (Equivalent Series Resistance)		Nominal leakage current (μ A) after 100 hours @ 5.0 V, +20 °C	Nominal dimensions (mm)	Typical mass (grams/piece)
			1 kHz	100 Hz			
0.1	PM-5ROV104-R	PM-5ROH104-R	2.0	2.0	3	5.5 x 10.8 x 12.5	1.1
0.47	PM-5ROV474-R	PM-5ROH474-R	0.42	0.50	8	8.5 x 16.8 x 14.0	2.4
1.0	PM-5ROV105-R	PM-5ROH105-R	0.15	0.20	10	8.5 x 16.8 x 21.5	3.5
1.5	PM-5ROV155-R	PM-5ROH155-R	0.07	0.10	15	10.5 x 20.8 x 22.5	5.4
3.0	PM-5ROV305-R	PM-5ROH305-R	0.05	0.07	20	10.5 x 20.8 x 32	7.8

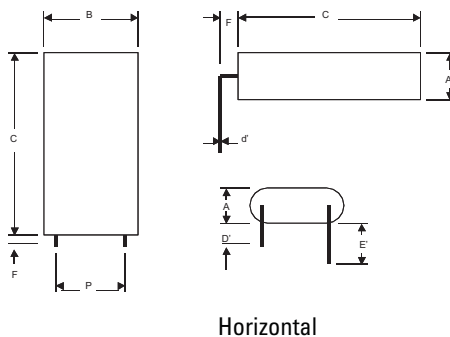
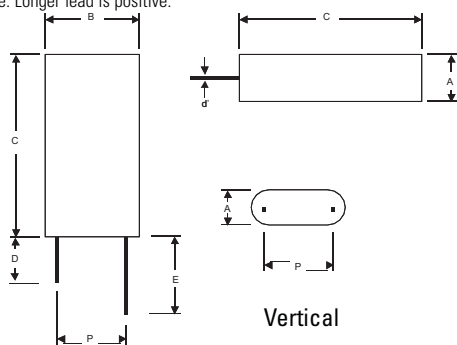
Performance

Parameter	Capacitance change (% of initial value)	ESR (% of max. initial value)
Life (1000 hours @ +60 °C @ 5 Vdc)	$\leq 30\%$	$\leq 200\%$
Storage - Low and High Temperature (1000 hours @ -40 °C and +60 °C)	$\leq 30\%$	$\leq 200\%$

Dimensions (mm)

Vertical part number	Horizontal part number	A	B	C	d'	D	D'	E	E'	F	P
PM-5ROV104-R	PM-5ROH104-R	6.0	11.3	13.0	0.5	20	15	25	20	2.0	7.3
PM-5ROV474-R	PM-5ROH474-R	9.0	17.3	14.5	0.5	2.0	15	25	20	2.0	11.8
PM-5ROV105-R	PM-5ROH105-R	9.0	17.3	22.0	0.5	20	15	25	20	2.0	11.8
PM-5ROV155-R	PM-5ROH155-R	11.0	21.3	23.0	0.6	20	15	25	20	2.0	5.3
PM-5ROV305-R	PM-5ROH305-R	11.0	21.3	32.5	0.6	20	15	25	20	2.0	5.3
Tolerances		Maximum			± 0.02	Minimum			± 0.5		

Note: Longer lead is positive.



Part marking

- Manufacturer
- Capacitance (F)
- Maximum operating voltage (V)
- Family code (or part number)
- Polarity

Part numbering system

P	M	5	R	0	V	47	R
Family code		Voltage (V) R = Decimal	Configuration	Capacitance (μ F)		Standard product	
				Value	Multiplier		
P = Pack	M = Version	5R0 = 5.0 V	V = Vertical H = Horizontal	Example: 474 = 47 x 10 ⁴ μ F or 0.47F			

Packaging information

- Standard packaging: Bulk, 100 units per package
- Large, bulk packages available on request