




High Power PoE Flyback Transformers



- Developed for Flyback DC/DC PoE PD power converters up to 51 W
- Designed to meet the upcoming IEEE802.3bt standard and operates with 36 – 57 V input
- 1500 Vrms, one minute isolation (hipot) between primary and auxiliary to secondary.
- Perfect solution for high power PoE applications including Smart Building and IoT
- AEC-Q200 Grade 1 (–40°C to +125°C)

Core material Ferrite

Environment RoHS compliant, halogen free

Terminations Tin-silver-copper over tin over nickel over phos bronze

Weight 6.5 – 8 g

Ambient temperature –40°C to +125°C

Maximum part temperature +165°C (Ambient + temp rise)

Storage temperature Component: –40°C to +165°C

Tape and reel packaging: –40°C to +80°C

Resistance to soldering heat Max three 40 second reflows at +260°C, parts cooled to room temperature between cycles

Moisture Sensitivity Level (MSL) 1 (unlimited floor life at <30°C / 85% relative humidity)

Failures in Time (FIT) / Mean Time Between Failures (MTBF)

38 per billion hours / 26,315,789 hours, calculated per Telcordia SR-332

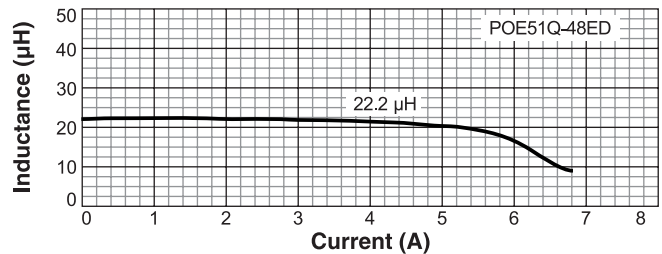
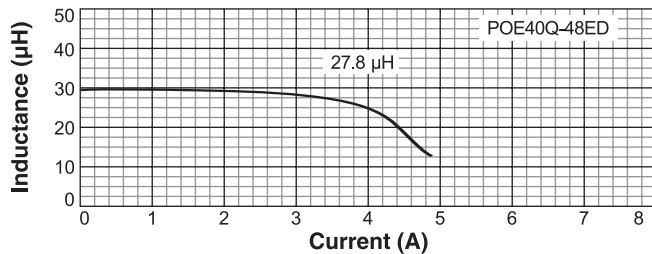
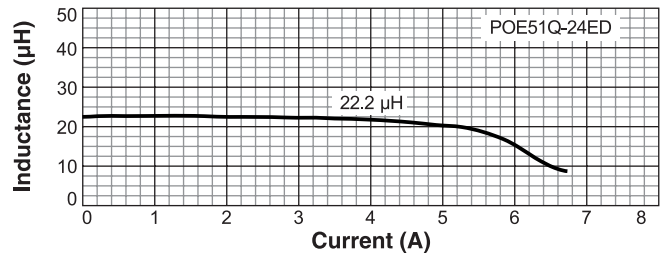
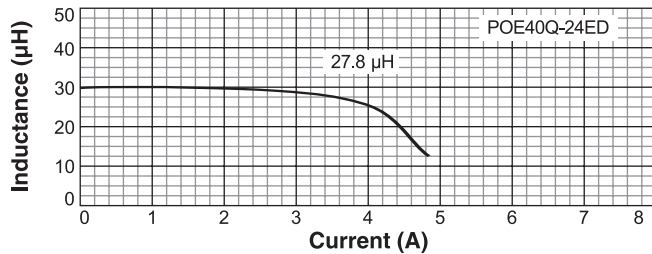
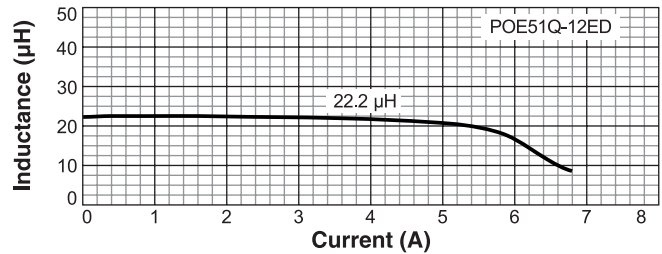
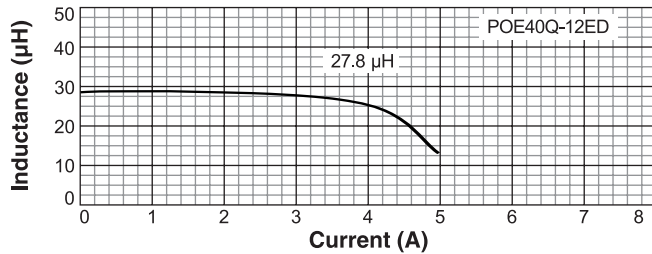
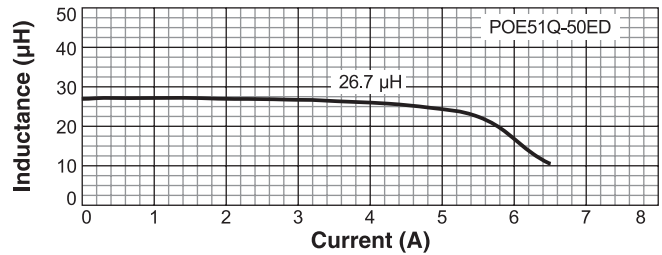
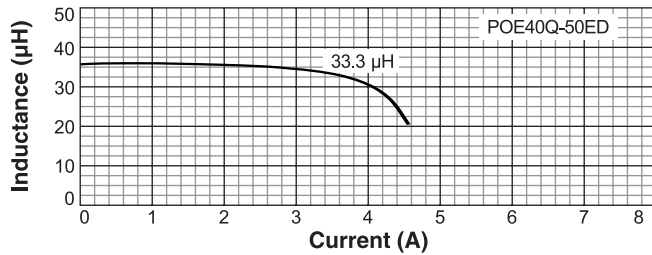
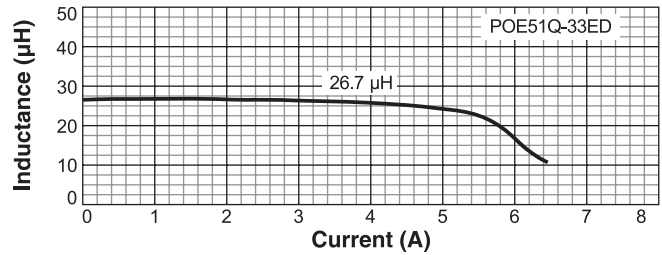
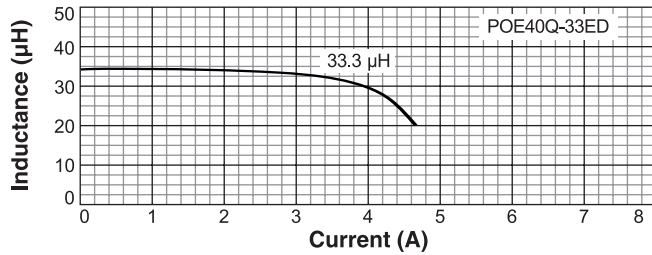
Part number ¹	Power (W)	Inductance at 0 A ² (µH)	DCR max (mOhms)			Leakage inductance ³ max (µH)	Turns ratio		Isat ⁴ (A)	Output ⁵
			pri	sec	aux		pri : sec : aux			
POE40Q-33ED	40	33.3 @ ±15%	64	2	104	0.32	1 : 0.143 : 0.5	3.5	3.3 V, 11 A	
POE40Q-50ED	40	33.3 @ ±15%	66	4	102	0.25	1 : 0.214 : 0.5	3.5	5 V, 7.3 A	
POE40Q-12ED	40	27.8 @ ±15%	35	18	85	0.14	1 : 0.5 : 0.5	3.7	12 V, 3 A	
POE40Q-24ED	40	27.8 @ ±15%	35	69	85	0.14	1 : 1 : 0.5	3.7	24 V, 1.5 A	
POE40Q-48ED	40	27.8 @ ±15%	34	266	85	0.13	1 : 2 : 0.5	3.7	48 V, 0.76 A	
POE51Q-33ED	51	26.7 @ ±10%	64	2	104	0.32	1 : 0.143 : 0.5	4.5	3.3 V, 14.1 A	
POE51Q-50ED	51	26.7 @ ±10%	66	4	102	0.25	1 : 0.214 : 0.5	4.5	5 V, 9.3 A	
POE51Q-12ED	51	22.2 @ ±10%	35	18	85	0.14	1 : 0.5 : 0.5	4.7	12 V, 3.9 A	
POE51Q-24ED	51	22.2 @ ±10%	35	69	85	0.11	1 : 1 : 0.5	4.7	24 V, 1.9 A	
POE51Q-48ED	51	22.2 @ ±10%	34	266	85	0.10	1 : 2 : 0.5	4.7	48 V, 0.97 A	

- Packaging:** D = 13" machine-ready reel. EIA-481 embossed plastic tape (150 parts per full reel). Quantities less than full reel available: in tape (not machine ready) or with leader and trailer (\$25 charge).
 - Inductance is for the primary, measured at 250 kHz, 0.5 Vrms, 0 Adc.
 - Leakage inductance is for the primary with the secondary and aux windings shorted.
 - DC current at 25°C that causes an inductance drop of <15% (POE51Q) and <15% (POE40Q) from its value without current.
 - Output is for the secondary. Output of the aux winding is 12 V, 30 mA.
 - Electrical specifications at 25°C.
- Refer to Doc 362 "Soldering Surface Mount Components" before soldering.



Flyback Transformers for PoE

L vs Current



US +1-847-639-6400 sales@coilcraft.com
UK +44-1236-730595 sales@coilcraft-europe.com
Taiwan +886-2-2264 3646 sales@coilcraft.com.tw
China +86-21-6218 8074 sales@coilcraft.com.cn
Singapore + 65-6484 8412 sales@coilcraft.com.sg

Document 1468-2 Revised 05/18/20

© Coilcraft Inc. 2021

This product may not be used in medical or high risk applications without prior Coilcraft approval. Specification subject to change without notice. Please check web site for latest information.