



# PUI audio

Data Sheet

POM-2739L-HD3-R

PUI Audio's all-new **HD Series** microphones use premium-grade MOSFETs and diaphragms for high sensitivity and superior signal-to-noise ratio. The **HD3** microphones incorporate a three-pin design (drain, source and ground) to reduce self-noise.

Each microphone features GSM buzz-blocking capacitors. Upgrade the ECM microphone that you use today with a PUI Audio **HD Series** microphone.

The 6mm diameter **POM-2739L-HD3-R** is an omni-directional microphone designed for extreme fidelity and focused recording of acoustic sources on and off-axis from the microphone.

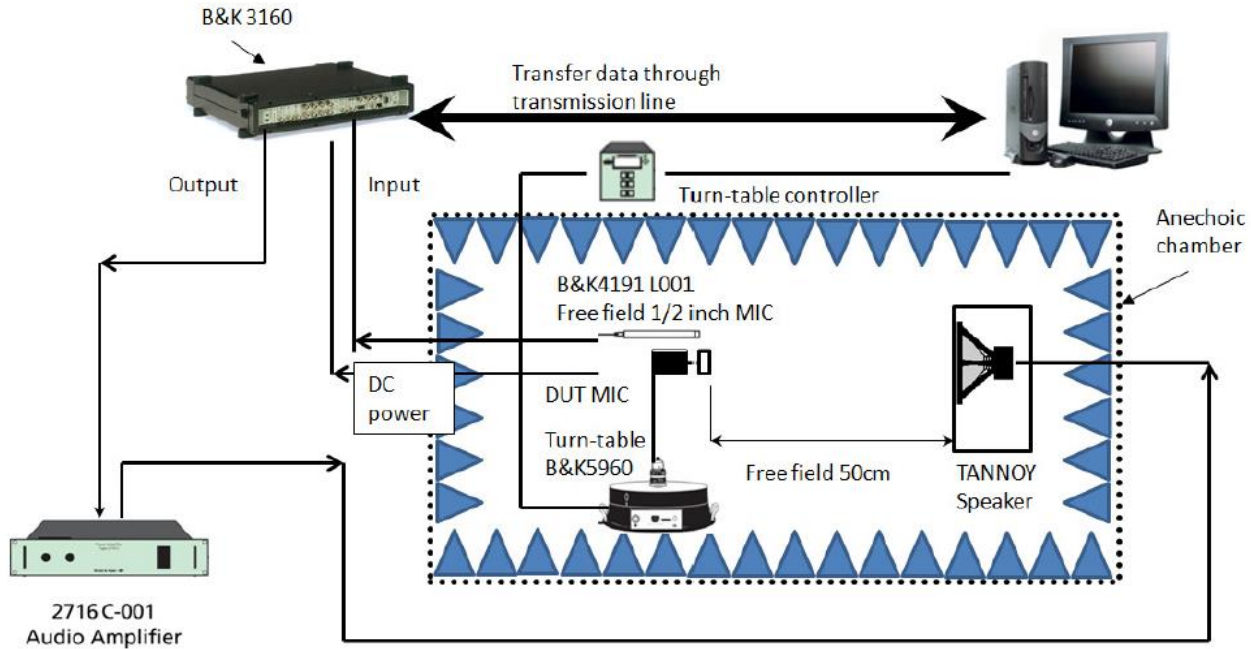
## Features:

- -39 dB sensitivity
- 73 dB signal-to-noise ratio
- Omni-directional pickup pattern
- Exceptional 130 dB acoustic overload point (AOP)

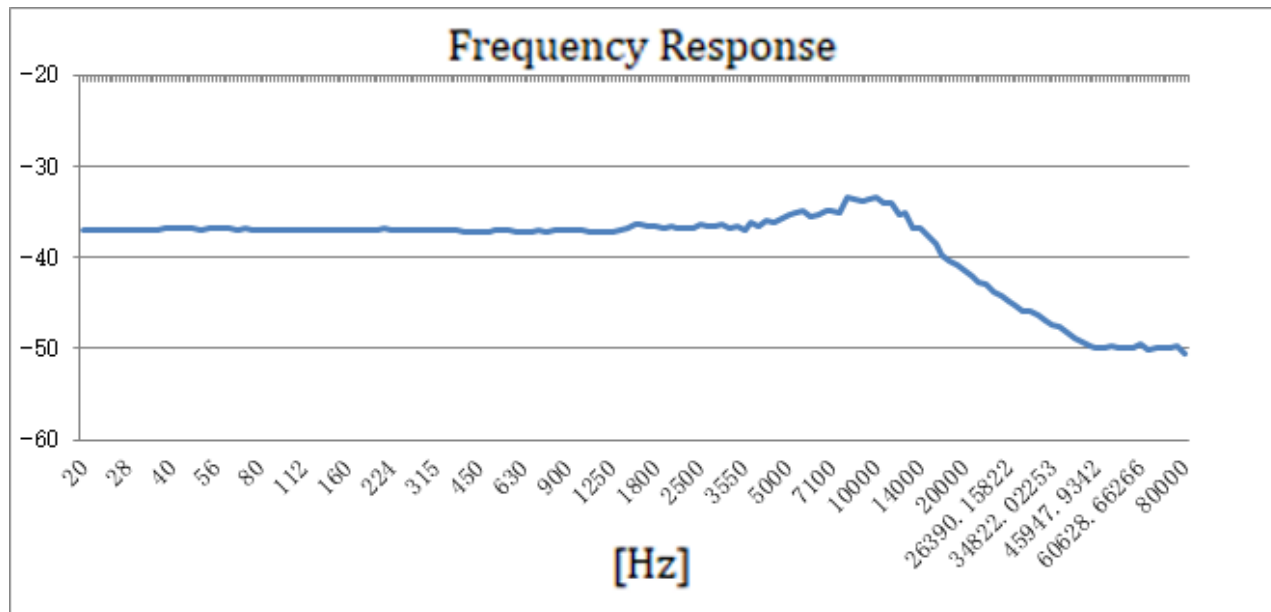
## Specifications

Parameters	Values	Units
Sensitivity (1 kHz @ 50cm) 0 dB=1V/Pa	-39 ±3	dB
Rated Voltage	3V	VDC
Output Impedance (@ 1 kHz)	2.2	kΩ
Current consumption (3VS with 3 kΩ RL)	500	μA
Signal-to-Noise Ratio (1kHz, 94 dB input, A-weighted)	73	dB
Decreasing Voltage (3V to 2V)	-3	dB
Frequency Range	20 ~ 20,000	Hz
Operating Voltage Range	1 ~ 10	VDC
Maximum SPL Input (THD<3%)	130	dB
Directivity	Omni-directional	-
Operating Temperature	-30 ~ +70	°C
Storage Temperature	-40 ~ +85	°C
Weight	<0.5	Grams

## Measurement Method (in Anechoic Chamber)



## Typical Frequency Response (Measured at 50cm with 3V input and 94 dB source)

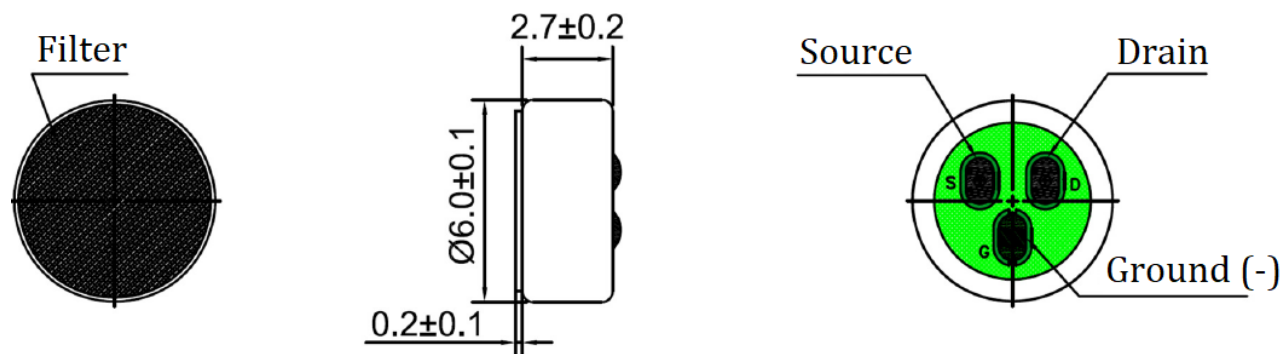


## Reliability Testing

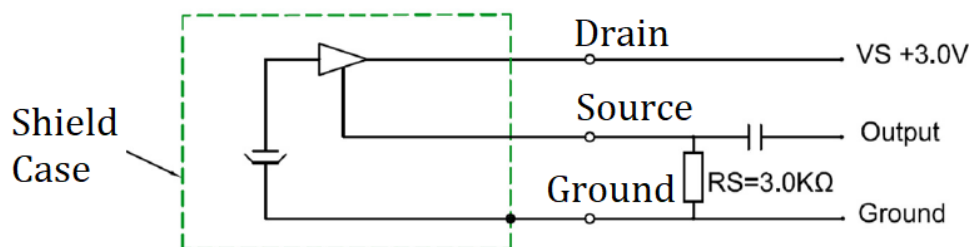
Type of Test	Test Specifications
High Temperature Test	200 hours at +70°C ± 3°C followed by two hours in normal room temperature
Low Temperature Test	200 hours at -25°C ± 3°C followed by two hours in normal room temperature
Humidity Test	200 hours at +40°C ± 3°C with relative humidity at 90% to 95% followed by 2 hours in normal room temperature
Temperature Cycle Testing	30 minutes at -25°C, 10 minutes at 20°C, 30 minutes at +70°C, 10 minutes at 20°C for five cycles, followed by 2 hours in normal room temperature
Vibration Test	10 to 55 Hz for 1 minute with 1.52mm distance, followed by a two hour 3 axis test in packaging
Drop Test	Drop microphones in packaging onto concrete floor from 1 meter height in each of 3 axis
ESD Test (according to IEC 6100)	<ol style="list-style-type: none"> <li>Contact discharge - Discharge 6000 VDC from capacitor into microphone output through 330Ω resistor ten times.</li> <li>Air discharge - Discharge 8000 VDC into sound hole of the microphone ten times.</li> </ol>

After each test, the speaker's SPL shall be ±3 dB of the original SPL

## Dimensions (in mm)



## Recommended Drive Circuit



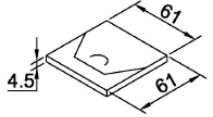
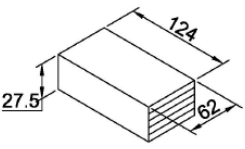
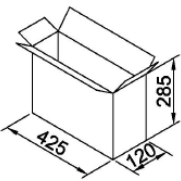
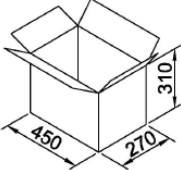
## Microphone Handling Precautions

High temperature and/or static electricity may damage microphones. To ensure careful handling, we suggest following these precautions:

- Ensure the power rating of the soldering iron is below 90 watts
- The temperature of the soldering iron must be limited to  $360^{\circ}\text{C} \pm 10^{\circ}\text{C}$  ( $680^{\circ}\text{F} \pm 50^{\circ}\text{F}$ )
- Soldering duration for each terminal shall be at or under 2 seconds
- Avoid the rear sound holes when soldering
- If practical, use a metal fixture to hold the microphone in-place and to act as a heatsink. A fixture should have appropriate diameter holes drilled through the entire fixture to prevent pressure from being placed on the diaphragm (as below)



## Packaging

	Drawing	Qty (pcs.)	Size(mm) L×W×H	Material
Packing		100	61×61×4.5	Paper
Inner Package		1000 (10×100)	124×62×27.5	Paper
Middle Package		50000 (50×1000)	425×120×285	Paper
Outer Package		100000 (2×50000)	450×270×310	Paper