PART NUMBERS	CAD NUMBER (REFERENCE)	PCL	KEY OPTIONS (HOUSING)	COLOR	CLIP SLOT OPTIONS (SLIDER)	COMPONENTS: HOUSING	SLIDING SHROUD	RETAINER	TPA	CPA	GEAR CAM	MAT SEAL	RING SEAL	TEST METHOD SEE NOTE #2	MATES WITH MALE ASSEMBLY (REFERENCE ONLY)	
PPI0000655	PCI0516758	A	A	BLACK	N/A	PPI0000711	F770000	PPI0001817	PPI0001319	N/A	PPI0001727	PPI0001599	PPI0001603	USCAR-2 Rev 5 Class 3 (125°C)	PPI0000678	F552000
PPI0000659	PCI0516759	A	B	GRAY	N/A	PPI0000712									PPI0000679	F652000
PPI0000660	PCI0520945	A	C	BROWN	N/A	PPI0000713									PPI0000680	
PPI0000662	PCI0520946	A	D	GREEN	N/A	PPI0000714									PPI0000681	
PPI0000656	PCI0377484	A	A	BLACK	N/A	PPI0000711				PPI0000676				USCAR-2 Rev 5 Class 3 (125°C)	PPI0000678	
PPI0000658	PCI0377485	A	B	GRAY	N/A	PPI0000712									PPI0000659	
PPI0000661	PCI0377486	A	C	BROWN	N/A	PPI0000713									PPI0000680	F752000
PPI0000664	PCI0377499	A	D	GREEN	N/A	PPI0000714									PPI0000681	F852000
PPI0000665	PCI0380599	A	E	YELLOW	N/A	PPI0000715								USCAR-2 Rev 5 Class 1 (85°C)	PPI0000682	F952000
F322000	PCI0430043	A	F	YELLOW	N/A	PPI0001770									F252000	F062000
F622000	PCI0430046	B	D	BLACK	1	PPI0001773	F870000							USCAR-2 Rev 5 Class 3 (125°C)	F462000	
F722000	PCI0430047	B	D	BLACK	2		F970000								F462000	
F668000	PCI0544036	B	A	BLACK	N/A	PPI0000711	F770000	PPI0000677						USCAR-2 Rev 5 Class 3 (125°C)	F568000	
F641800	PCI0693160	-	A	BLACK	N/A	PPI0000711									F151800	
F741800	PCI0693161	-	A	BLACK	N/A	PPI0000711									F251800	

PLUGGED (X) SEAL POSITIONS

PART NUMBERS	1	2	3	4	5	6	7	8	9	10	11	12	13	14	15	16	17	18	19	20	21	22	23	24
F668000								X		X					X		X	X		X		X		
F641800	X	X									X	X	X											X
F741800	X	X									X	X												

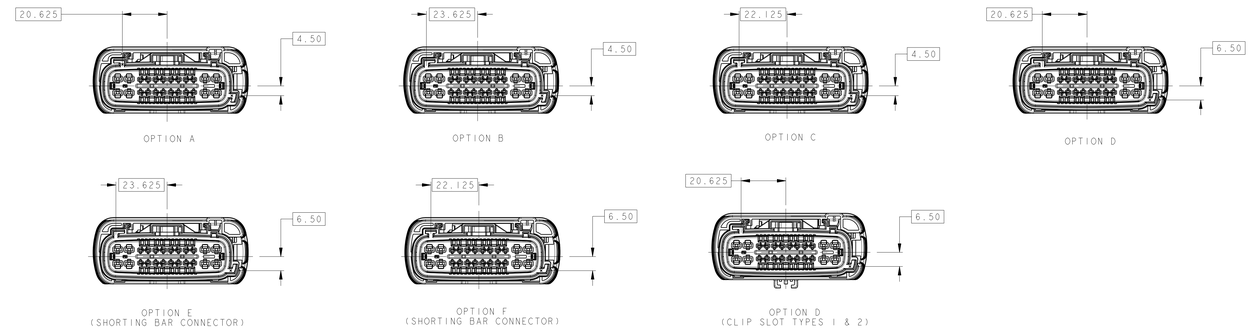

POLARIZATION OPTIONS

ACTUAL SIZE VIEWS

BASIC DIMENSIONS SHOWN ARE FOR REFERENCE ONLY

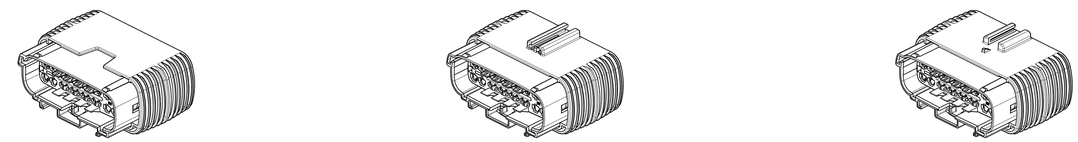

NO CLIP SLOT — CLIP SLOT TYPE-1 — CLIP SLOT TYPE-2

CLIP SLOT OPTIONS ON SLIDING SHROUD
SCALE 1:1

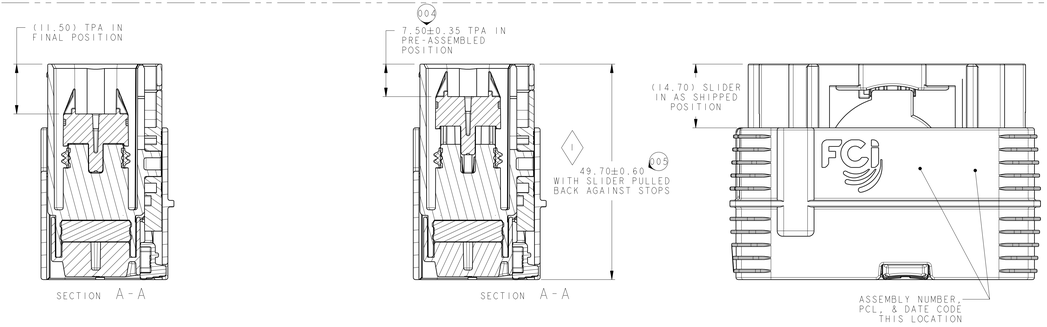

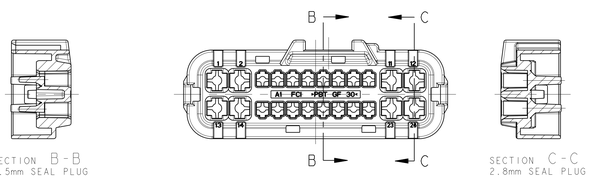

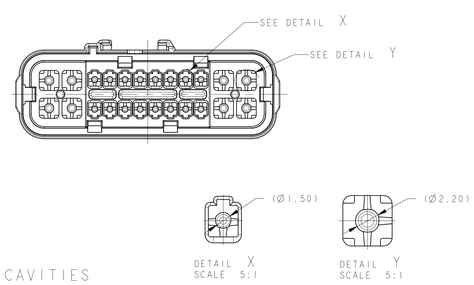

EXEMPLARY VIEWS: RETAINER WITH PLUGGED 1.5MM & 2.8MM CAVITIES

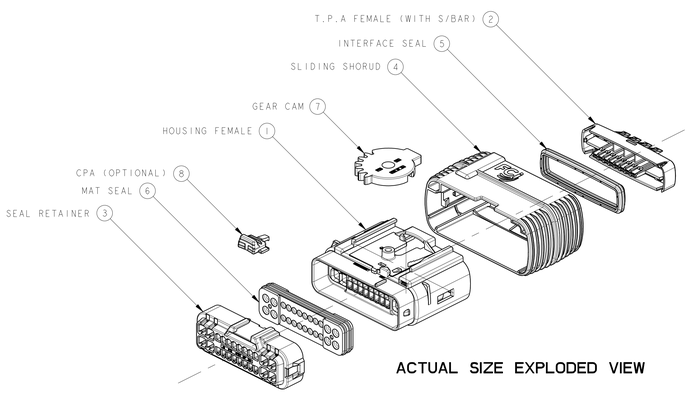

ACTUAL SIZE EXPLODED VIEW

	APPLICABLE COMPONENTS		
SUPPLIER COMP PART NUMBER	ITEM DESCRIPTION	PLATING	GRIP SIZE
54001625	APEX 150 TERMINAL	TIN	16,18
54002000	APEX 150 TERMINAL	TIN	20,22
54001627	APEX 150 TERMINAL	GOLD	16,18
54002002	APEX 150 TERMINAL	GOLD	20,22
54001208	APEX 2.8 TERMINAL	TIN	12
54001400	APEX 2.8 TERMINAL	TIN	14,16
54001800	APEX 2.8 TERMINAL	TIN	18
54240002	APEX 150 2.8mm SEAL PLUG - FEMALE	-	-
54241629	APEX 150 UNIVERSAL SEAL PLUG	-	-

NOTES:

1) MAXIMUM TEMPERATURE CLASS:
   CLASS III (125°C)

2) CONFORMS TO TEST METHOD AS SHOWN IN CHART WITH THE FOLLOWING EXCEPTION(S):

   - USCAR-2 REV 5 - SECTION 5.4.7 (AUDIBLE CLICK)

3) CONNECTOR MAY BE USED WITH THE FOLLOWING RANGE OF WIRE SIZES AND/TYPES:
   -APEX 150 TERMINALS:
     -SIZE: 22 GAGE- 16 GAGE- 1.50mm MIN O.D. TO 2.41mm MAX O.D.
     -TYPE: TXL (MIL123-A / MS-8288)
   ALTERNATIVELY:
     -SIZE: 0.5mm² TO 1.5mm² / 1.40mm MIN O.D. TO 2.40mm MAX O.D.
     -TYPE: FLR2X (125°C PE-X) or FLRYW (125°C PVC)
            (STRUCTURE & PROPERTIES ACC. ISO6722)
   -APEX 2.8 TERMINALS:
     -SIZE: 18 GAGE- 12 GAGE- 1.90mm MIN O.D. TO 3.35mm MAX O.D.
     -TYPE: TXL (MIL123-A / MS-8288)
   ALTERNATIVELY:
     -SIZE: 0.75mm² TO 3.0mm² / 1.70mm MIN O.D. TO 3.20mm MAX O.D.
     -TYPE: FLR2X (125°C PE-X) or FLRYW (125°C PVC)
            (STRUCTURE & PROPERTIES ACC. ISO6722)
   -CONTACT FCI ENGINEERING REGARDING USE OF OTHER WIRE SIZES AND/OR TYPES

4) CONNECTOR MAY BE USED WITH THE FOLLOWING TERMINALS:
   -FCI APEX150 AND APEX 2.8 WITH WIRE SIZES DEFINED IN NOTE 3.
   SEE FCI DRAWINGS J54009 AND C15004 FOR SPECIFIC PART NUMBERS AND CRIMPING REQUIREMENTS.
   -CONTACT FCI ENGINEERING REGARDING USE OF COMPATIBLE NON FCI TERMINALS

5) ANNUAL QUALITY REQUIREMENTS:
   IT IS PERMISSIBLE TO PERFORM CONTINUOUS CONFORMANCE PER FCI SPECIFICATION #AQA-001 INSTEAD OF ANNUAL LAYOUT AND ANNUAL PV REQUIREMENTS OF QS-9000 SECTION 2 AND SAE/USCAR-2 REV 4, FOR TERMINAL TO CONNECTOR AND TPA TO CONNECTOR ONLY.

6) FEMALE CONNECTORS EQUIPPED WITH OPTIONAL CLIPSLOT CAN ONLY BE MATED TO MALE CONNECTORS WITHOUT CLIPSLOT FEATURE. KEY OPTION D IS TO BE USED FOR FEMALE CONNECTORS WITH CLIPSLOT FEATURES AND THEIR MALE COUNTERPARTS.
   -CONTACT FCI ENGINEERING FOR SPECIFIC PACKAGING REQUIREMENTS WHEN USING THESE CONFIGURATIONS

7) (1) QUALITY ASSURANCE REQUIREMENTS SPC DATA , REQUIRED

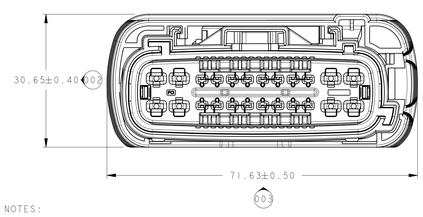

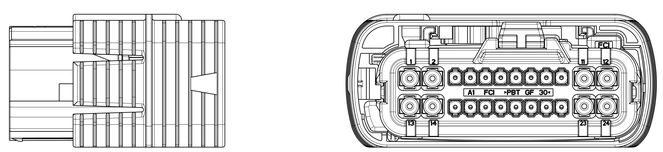

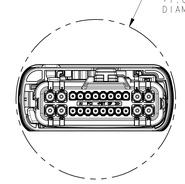

PASS-THROUGH
SCALE 1:1

ECN NO.	ZONE	CHANGE DESCRIPTION
796/10	CHART NOTES	ADDED P/N'S AND (BB/2DB P/NOUTS F641800 & FT41800); ALTERNATIVE WIRES (FLR2X & FLRYW) ADDED AT NOTE #3
10458	NOTES	REMOVED USCAR-2 EXCEPTIONS FOR POLARIZATION & MOUNTING FEATURE
10172	NOTES CHART	KEY D WAS J FOR P/N'S F622000 & F722000) (CLIP SLOT 1&2) , REVISED NOTE #6, ADDED NOTE #7
	NOTES CHART	REMOVED P/N'S F422000 & F522000 (KEYS G & H) AND RELATED VIEWS.
	H-6	ADDED DIAMOND TO DIMENSION #005
10066	CHART	CLIP SLOT AND HOUSING NUMBER REVISED FOR F668000
10049	CHART	REPLACED RETAINER NUMBER FOR PART NUMBER F668000
	-	REPLACED FORMAT, DRAWING NUMBER PCC0377483 WAS PCI0377483
9459	CHART	REVISED MATING MALE CONNECTOR PART NUMBERS
	CHART	ADDED PART NUMBER F668000, ADDED INFO TO "TEST METHOD"
	H-5	(14.70) WAS (4.70±5.60 (A005))
	-	REVISED DRAWING LAYOUT
	NOTES	REVISED NOTE #2, #3 , #4 AND #6
	D-15	ADDED APP COMP CHART
9451	-	RELEASED

PRODUCT SPEC. - | PACKAGING SPEC. - | APPLICATION SPEC. - | This DRAWING AND ALL OTHER INFORMATION CONTAINED THEREIN IS PROPRIETARY AND THE PROPERTY OF FCI.This drawing may not be copied, reproduced or disclosed to any third party without the expressed written permission of FCI.FCI Apr-11©1999

TOLERANCES ±0.3 ±0.20 ±3° | MATERIAL SEE NOTES | SURFACE FINISH - - | CAD SYSTEM 3D ANSI | pro / eng | DWG SIZE A0 | DIMENSION IN MILLIMETERS | OPTIONAL LINE -

COMPONENT W. - | COLOUR - - | DO NOT MEASURE DRAWING | TOOL NO. - | ECO Lev. Code AN

	DATE	NAME
CREATED BY	2006/10/25	Frank HOLUB
MODIFIED BY	2010/11/02	Rainer SCHMIDT
CHECKED BY	2010/11/03	Frank HOLUB
APPROVED BY	2010/11/03	JAY CAMPBELL
FILE NAME	PCC0377483	

TYPE: FEMALE ASSEMBLY
PROJECT: 24 WAY HYBRID
SCR NO. SM-50171-B EAI No.
DOCUMENT UNDER PDS CONTROL NO MODIFICATION ALLOWED OUTSIDE

DRAWING NUMBER: PCC0377483 | REV. G
STATE: SERIAL RELEASED
PART NUMBER: See Table | REV. -
SHEET 1 OF 1 | SCALE 2:-