

STYLE "A"

STYLE "N"

Phase Sequence Monitor

SPECIFICATIONS

OPERATING VOLTAGE	208-480 VAC $\pm 15\%$, phase-to-phase, 50/60	
PHASE SEQUENCE	ABC (Will Not Operate CBA)	
TOTAL APPARENT POWER	11 VA @ 480 VAC	
OUTPUT RATING	Style A & N	SPDT, 10 Amps @ 240 VAC Resistive, 1/2 hp @ 240 VAC
	Style E	DPDT, 10 Amps @ 240 VAC Resistive, 1/2 hp @ 240 VA
RESET	Automatic	
INDICATORS	Green LED	Glow on correct sequence
	Red LED	Glow on incorrect sequence
RESPONSE TIMES	200 mSEC. (approximately)	
TEMPERATURE RATING	Operate	32° to +131°F (0° to +55°C)
	Storage	-49° to 185°F (-45° to +85°C)
ENCLOSURE	Style "A"	LEXAN® dust cover 8-Pin plug-in. RB-08 or OT-08 socket required
	Style "N"	Glass filled VALOX® surface mounted 6-1/4" male quick connect
	Style "E"	LEXAN® Surface Mount, #8-32 screws
WEIGHT	Style "A"	0.3 lbs.
	Style "N"	0.35 lbs.
	Style "E"	0.75 lbs.

MODEL NUMBER

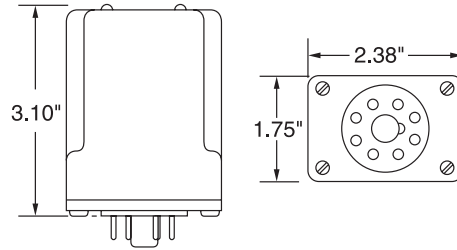
MODEL NUMBER	PRA	100	
ENCLOSURES	LEXAN® dust cover 8-Pin plug-in. RB-08 or OT-08 Socket		AFA
	Glass filled VALOX® surface mounted 6-1/4" male quick connect		AFN
	LEXAN® Surface Mount, #8-32 screws		AFE

The **PRA-100 Series** Phase Sequence Monitors are designed to allow the output to energize only when the phase connections are in the proper sequence. For use in applications where motor direction is critical or the installation is required by code to have sequence detection.

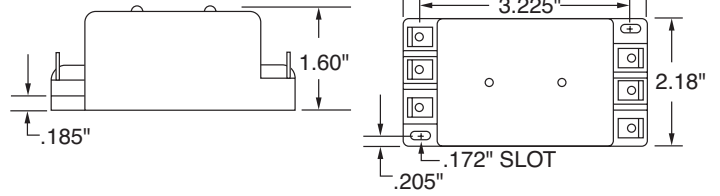
When the phase sequence is correct and the operating voltage is present on all phases, the relay will energize and the green LED indicator will glow. If the phases are in reverse rotation, the relay will not energize and the red LED indicator will glow. The PRA-100 Series will not detect phase loss while the motor is turning. The PRA Series is UL Listed under UL File Number E55826.

DIMENSIONS (INCHES/MILLIMETERS)

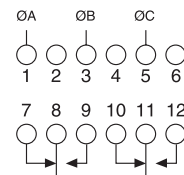
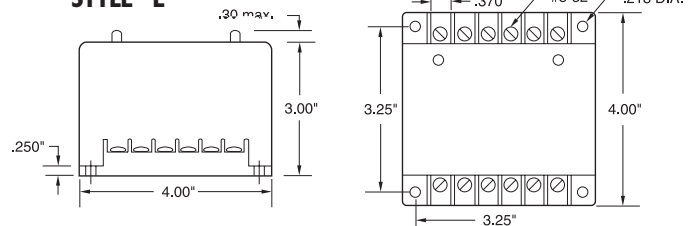
STYLE "A"



STYLE "N"



STYLE "E"



WIRING

