








# ENCLOSURES, BRACKETS, CLIPS, DIN RAIL & MOUNTING ADAPTERS

ENCLOSURES		
Product	Features	Accessory For
<p><b>NEMA-3R-LA</b> Enclosure</p> 	<p>Metal NEMA-3R electrical box with lenses for viewing the single-phase PumpSaver<sup>®</sup> status lights. <b>H 6" x W 6" D x 4"</b></p>	<p><b>Single-Phase PumpSaver</b></p>
<p><b>RM-1000-ENCL</b> Enclosure</p> 	<p>Steel enclosure for protecting a Littelfuse RM1000 remote communications monitor from adverse affects of weather and vandalism, while allowing normal communications connections to the RM1000 unit. Its superior design protects an RM1000 from overexposure to UV sunlight as well as from hail during a storm, and it incorporates a seal around the opening in the back to seal the unit to the electrical box, keeping rain from contacting the RM1000 connections. The enclosure also features a built-in padlock tab (padlock not included) to lock the cover to deter vandalism. <b>H 6.4" x W 6.3" x D 1.7"</b></p>	<p><b>RM1000</b></p>

DIN RAIL & MOUNTING ADAPTERS		
Product	Features	Accessory For
<p><b>C103PM (AI)</b> DIN Rail</p> 	<p>Industry standard 35 mm aluminum or steel DIN rail. C103PM aluminum rail is available in a 36 in. (91.4 cm) length.</p>	<p><b>Can be used with all DIN Rail compatible units.</b></p>
<p><b>P1023-20</b> DIN Rail Mount Adaptor</p> 	<p>Allows any 2 x 2 in. (50.8 x 50.8 mm) or 2 x 3 in. (50.8 x 76.2 mm) module to be mounted on a 35 mm DIN type rail. Comes complete with mounting hardware (one #10 - 24 x 1.00 screw and one #10 - 24 x 1.25 screw) for 0.75 in. (19 mm) and 1 in. (25.4 mm) thick modules.</p>	<p><b>Consult the individual datasheet to determine part compatibility.</b></p>

BRACKETS & CLIPS		
Product	Features	Accessory For
<p><b>PSCRB8</b> Hold-down Brackets</p> 	<p>Designed for use with P1011-6 socket. Securely mounts 8-pin plug-in controls in any position, and provides protection against vibration. Sold in pairs.</p>	<p><b>P1011-6</b></p>
<p><b>PSC8 PSC11</b> Hold-down Clips</p> 	<p>Securely mounts plug in controls in any position. Also provides protection against vibration. Select the PSC8 for use with NDS-8, or the PSC11 for use with NDS-11 sockets. Sold in pairs.</p>	<p><b>NDS-8 Socket    NDS-11 Socket</b></p>
<p><b>P1023-2</b> P Clamp</p> 	<p>Removable P clamp bracket for mounting MSM Series timers and FS100 and FS400 Series flashers.</p>	<p><b>Timers Series:    MSM</b> <b>Flasher Series:    FS100    FS400</b></p>

# BRACKETS & CLIPS

BRACKETS & CLIPS																																
Product	Features	Accessory For																														
<p><b>BZ1</b> Front Panel Mount Kit</p> <p>Inches (Millimeters)</p> <p>Illustrates panel opening size required to mount BZ1.</p>	<p>Provides an easy method of through-the-panel mounting of 8-pin or 11-pin plug-in timers, flashers, and other controls. May be mounted in panels up to 0.125 in. (3.2 mm) thick. Includes two clamps and two screws.</p>	<p><b>Series:</b></p> <table border="1"> <tr> <td>ARP</td> <td>FS500</td> <td>LLC4</td> <td>LLC5</td> <td>LLC6</td> </tr> <tr> <td>PLM</td> <td>PLMU</td> <td>PLR</td> <td>PLS</td> <td>PRLM</td> </tr> <tr> <td>TDB</td> <td>TDBH</td> <td>TDBL</td> <td>TDI</td> <td>TDIH</td> </tr> <tr> <td>TDIL</td> <td>TDM</td> <td>TDMB</td> <td>TDMH</td> <td>TDML</td> </tr> <tr> <td>TDR</td> <td>TDS</td> <td>TDSH</td> <td>TDSL</td> <td>TRB</td> </tr> <tr> <td>TRDU</td> <td>TRM</td> <td>TRS</td> <td>TRU</td> <td></td> </tr> </table>	ARP	FS500	LLC4	LLC5	LLC6	PLM	PLMU	PLR	PLS	PRLM	TDB	TDBH	TDBL	TDI	TDIH	TDIL	TDM	TDMB	TDMH	TDML	TDR	TDS	TDSH	TDSL	TRB	TRDU	TRM	TRS	TRU	
ARP	FS500	LLC4	LLC5	LLC6																												
PLM	PLMU	PLR	PLS	PRLM																												
TDB	TDBH	TDBL	TDI	TDIH																												
TDIL	TDM	TDMB	TDMH	TDML																												
TDR	TDS	TDSH	TDSL	TRB																												
TRDU	TRM	TRS	TRU																													
<p><b>P1023-6</b> <b>P1023-7</b> Mounting Brackets</p> <p>Inches (Millimeters)</p>	<p>Provides a convenient method of mounting modules. The 90° orientation of mounting slots makes installation/removal of modules quick and easy. Made from steel with a cadmium surface finish.</p> <table border="1"> <thead> <tr> <th>PART NUMBER</th> <th>MOUNTING HOLE SIZE</th> <th>MOUNTING METHOD</th> </tr> </thead> <tbody> <tr> <td>P1023-6</td> <td>0.19 in. (4.8 mm)</td> <td>#8 (M4 x 0.7) screw</td> </tr> <tr> <td>P1023-7</td> <td>0.25 in (6.35 mm)</td> <td>Mini-Pot</td> </tr> </tbody> </table>	PART NUMBER	MOUNTING HOLE SIZE	MOUNTING METHOD	P1023-6	0.19 in. (4.8 mm)	#8 (M4 x 0.7) screw	P1023-7	0.25 in (6.35 mm)	Mini-Pot	<p><b>Used on many 2" x 2" timers. Refer to individual series datasheet to determine if this accessory is compatible.</b></p>																					
PART NUMBER	MOUNTING HOLE SIZE	MOUNTING METHOD																														
P1023-6	0.19 in. (4.8 mm)	#8 (M4 x 0.7) screw																														
P1023-7	0.25 in (6.35 mm)	Mini-Pot																														
<p><b>P0500-178</b> Surface Mount Adapter</p> <p>Inches (Millimeters)</p>	<p>P0500-178 is surface mountable with 2 Quick Mount Fasteners.</p>	<p><b>ASXX/DSXX Series Timers</b></p>																														
<p><b>P0500-179</b> DIN Rail Mount Adapter</p> <p>Inches (Millimeters)</p>	<p>P0500-179 snaps onto DIN Rail.</p>	<p><b>ASXX/DSXX Series Timers</b></p>																														