



Features

- Carbon element
- Metal housing
- 15-60 mm travel
- Single and dual gang
- Center detent option
- RoHS compliant*



PTA Series - Low Profile Slide Potentiometer

Electrical Characteristics

Taper..... Linear, audio
 Standard Resistance Range
 1 K ohms to 1 M ohms
 Standard Resistance Tolerance..... ±20 %
 Residual Resistance
 500 ohms or 1 % max.
 Insulation Resistance
 Min. 100 megohms at 250 V DC

Environmental Characteristics

Operating Temperature
 -10 °C to +50 °C
 Power Rating, Linear
 15 mm 0.05 W (0.025 W Dual Gang)
 20 mm 0.1 W (0.05 W)
 30 mm 0.2 W (0.1 W)
 45 mm 0.25 W (0.125 W)
 60 mm 0.25 W (0.125 W)
 Power Rating, Audio
 15 mm .. 0.025 W (0.015 W Dual Gang)
 20 mm 0.05 W (0.025 W)
 30 mm 0.1 W (0.05 W)
 45 mm 0.125 W (0.06 W)
 60 mm 0.125 W (0.06 W)
 Maximum Operating Voltage, Linear
 15 mm 100 V DC
 20-60 mm 200 V DC
 Maximum Operating Voltage, Audio
 15 mm 50 V DC
 20-60 mm 150 V DC
 Withstand Voltage, Audio
 1 Min. at 300 V AC
 Sliding Noise 100 mV maximum
 Tracking Error 3 dB at -40 to 0 dB

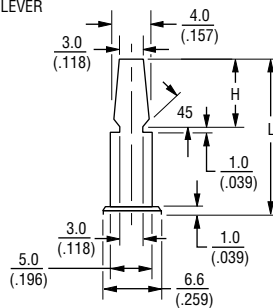
Mechanical Characteristics

Operating Force 30 to 250 gf
 Stop Strength 5 kgf min.
 Sliding Life 15,000 cycles
 Soldering Condition
 .. 350 °C max. within 3 ± 0.5 seconds
 Travel 15, 20, 30, 45, 60 mm

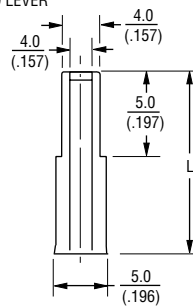
Lever Style & Product Dimensions

Actuator Styles

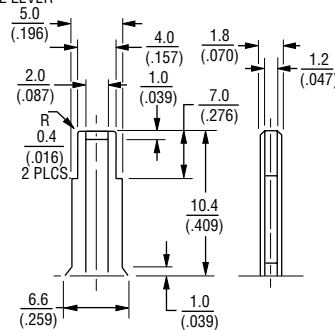
DP METAL LEVER



CI INSULATED LEVER



CP METAL LEVER



Dimension	
L	H
15 (.591)	10 (.394)
10 (.394)	7 (.276)

DIMENSIONS: $\frac{\text{MM}}{\text{(INCHES)}}$

Additional Information

Click these links for more information:



How To Order

PTA 15 4 3 - 2 0 10 DP B 203

Model _____
 Stroke Length _____
 • 15 = 15 mm
 • 20 = 20 mm
 • 30 = 30 mm
 • 45 = 45 mm
 • 60 = 60 mm
 Dust Cover Option _____
 • 4 = No Dust Cover
 No. of Gangs _____
 • 3 = Single Gang
 • 4 = Dual Gang
 Pin Style _____
 • 2 = PC Pins Down Facing
 Center Detent Option _____
 • 0 = No Detent
 • 2 = Center Detent
 Standard Lever Length _____
 (See Table)
 • 10 = 10 mm
 • 15 = 15 mm
 Lever Style _____
 • DP = Metal Lever (Refer to Drawing)
 • CP = Metal Lever (Refer to Drawing)
 • CI = Insulated Lever
 (Refer to Drawing)
 Resistance Taper _____
 • A = Audio Taper
 • B = Linear Taper
 Resistance Code (See Table) _____
 Other styles available.



WARNING Cancer and Reproductive Harm - www.P65Warnings.ca.gov

*RoHS Directive 2015/863, Mar 31, 2015 and Annex.

Specifications are subject to change without notice.

Users should verify actual device performance in their specific applications.

The products described herein and this document are subject to specific legal disclaimers as set forth on the last page of this document, and at www.bourns.com/docs/legal/disclaimer.pdf.

Applications

- Audio/TV sets
- Amplifiers/mixers/drum machines/synthesizers
- PCs/monitors
- Appliances

PTA Series - Low Profile Slide Potentiometer

BOURNS®

Product Dimensions

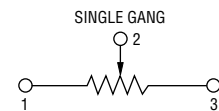
PTAxx43



Single Gang Dimensions

Model	A	B	C	D	E	Travel
PTA1543	$\frac{30}{(1.18)}$	$\frac{26}{(1.02)}$	$\frac{17.8}{(0.700)}$	$\frac{20.2}{(0.795)}$	$\frac{28.5}{(1.12)}$	$\frac{15}{(0.59)}$
PTA2043	$\frac{35}{(1.37)}$	$\frac{31}{(1.22)}$	$\frac{22.8}{(0.897)}$	$\frac{25.2}{(0.992)}$	$\frac{33.5}{(1.32)}$	$\frac{20}{(0.787)}$
PTA3043	$\frac{45}{(1.77)}$	$\frac{41}{(1.61)}$	$\frac{32.8}{(1.29)}$	$\frac{35.2}{(1.38)}$	$\frac{43.5}{(1.71)}$	$\frac{30}{(1.18)}$
PTA4543	$\frac{60}{(2.36)}$	$\frac{56}{(2.20)}$	$\frac{47.8}{(1.88)}$	$\frac{50.2}{(1.97)}$	$\frac{58.5}{(2.30)}$	$\frac{45}{(1.77)}$
PTA6043	$\frac{75}{(2.95)}$	$\frac{71}{(2.79)}$	$\frac{62.8}{(2.47)}$	$\frac{65.2}{(2.56)}$	$\frac{73.5}{(2.89)}$	$\frac{60}{(2.36)}$

Schematic



Specifications are subject to change without notice.

Users should verify actual device performance in their specific applications.

The products described herein and this document are subject to specific legal disclaimers as set forth on the last page of this document, and at www.bourns.com/docs/legal/disclaimer.pdf.

PTA Series - Low Profile Slide Potentiometer

BOURNS®

Product Dimensions

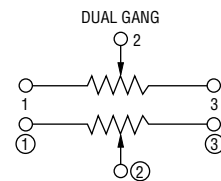
PTAxx44



Dual Gang Dimensions

Model	A	B	C	D	E	F	Travel
PTA1544	$\frac{30}{(1.18)}$	$\frac{26}{(1.02)}$	$\frac{17.8}{(.700)}$	$\frac{20.2}{(.795)}$	$\frac{28.5}{(1.12)}$	$\frac{18}{(.708)}$	$\frac{15}{(.59)}$
PTA2044	$\frac{35}{(1.37)}$	$\frac{31}{(1.22)}$	$\frac{22.8}{(.897)}$	$\frac{25.2}{(.992)}$	$\frac{33}{(1.29)}$	$\frac{23}{(.905)}$	$\frac{20}{(.787)}$
PTA3044	$\frac{45}{(1.77)}$	$\frac{41}{(1.61)}$	$\frac{32.8}{(1.29)}$	$\frac{35.2}{(1.38)}$	$\frac{43.5}{(1.71)}$	$\frac{33}{(1.29)}$	$\frac{30}{(1.18)}$
PTA4544	$\frac{60}{(2.36)}$	$\frac{56}{(2.20)}$	$\frac{47.8}{(1.88)}$	$\frac{50.2}{(1.97)}$	$\frac{58.5}{(2.30)}$	$\frac{48}{(1.88)}$	$\frac{45}{(1.77)}$
PTA6044	$\frac{75}{(2.95)}$	$\frac{71}{(2.79)}$	$\frac{62.8}{(2.47)}$	$\frac{65.2}{(2.56)}$	$\frac{73.5}{(2.89)}$	$\frac{63}{(2.48)}$	$\frac{60}{(2.36)}$

Schematic



Specifications are subject to change without notice.

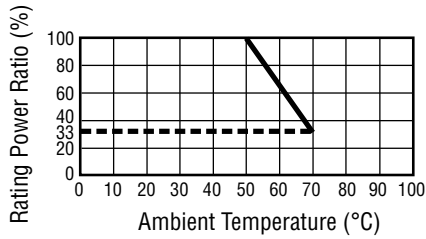
Users should verify actual device performance in their specific applications.

The products described herein and this document are subject to specific legal disclaimers as set forth on the last page of this document, and at www.bourns.com/docs/legal/disclaimer.pdf.

PTA Series - Low Profile Slide Potentiometer

BOURNS®

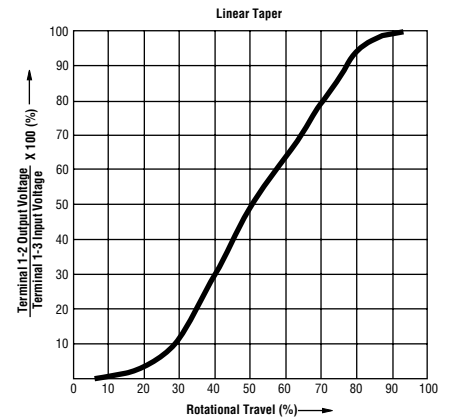
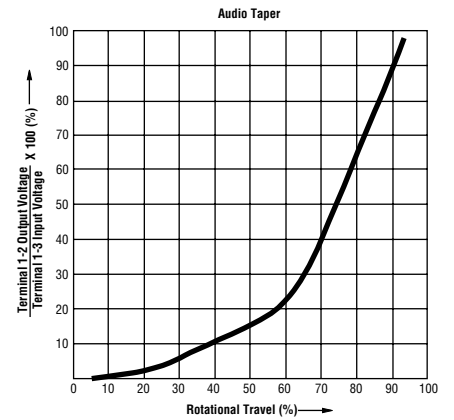
Derating Curve



Standard Resistance Table

Resistance (Ohms)	Resistance Code
1,000	102
2,000	202
5,000	502
10,000	103
20,000	203
50,000	503
100,000	104
200,000	204
500,000	504
1,000,000	105

Tapers



REV. 04/21

Specifications are subject to change without notice.

Users should verify actual device performance in their specific applications.

The products described herein and this document are subject to specific legal disclaimers as set forth on the last page of this document, and at www.bourns.com/docs/legal/disclaimer.pdf.