



### Features

- Carbon element
- Metal housing
- 45-100 mm travel
- Single and dual gang
- Dust cover option
- RoHS compliant\*



## PTB Series - Low Profile Slide Potentiometer

### Electrical Characteristics

Taper..... Linear, audio  
 Standard Resistance Range  
 .....5K ohms to 200K ohms  
 Standard Resistance Tolerance.....±20 %  
 Residual Resistance  
 .....500 ohms or 1 % max.  
 Insulation Resistance  
 ..... Min. 100 megohms at 250 V DC

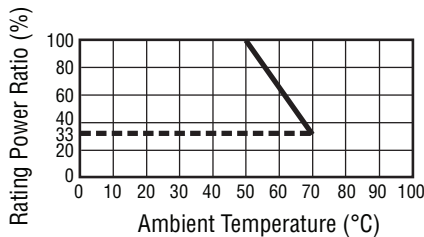
### Environmental Characteristics

Operating Temperature  
 .....-10 °C to +60 °C  
 Power Rating, Linear  
 45 mm ....0.125 W (0.06 W Dual Gang)  
 60 mm .....0.25 W (0.125 W)  
 100 mm .....0.5 W (0.5 W)  
 Power Rating, Audio  
 45 mm ..0.025 W (0.015 W Dual Gang)  
 60 mm .....0.25 W (0.125 W)  
 100 mm .....0.25 W (0.25 W)  
 Maximum Operating Voltage - Linear  
 45 mm ..... 350 VDC  
 60-100 mm ..... 500 VDC  
 Maximum Operating Voltage - Audio  
 45 mm ..... 250 VDC  
 60-100 mm Travel ..... 350 VDC  
 Withstand Voltage, Audio  
 ..... 1 Min. at 500 V AC  
 Tracking Error ..... 3 dB at 50 % of travel  
 Moisture Sensitivity Level ..... 1  
 ESD Classification (HBM) ..... N/A

### Mechanical Characteristics

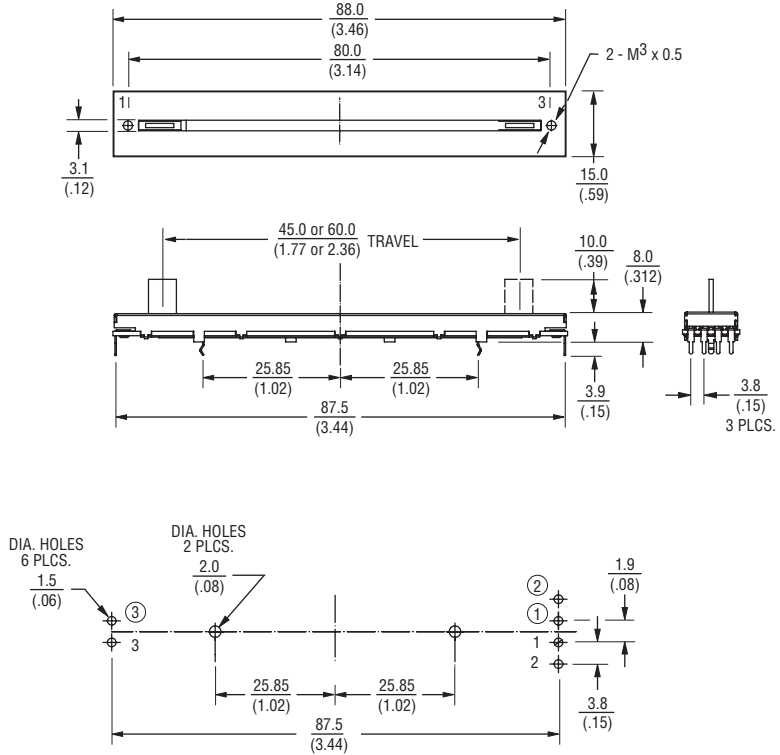
Operating Force ..... 10 to 100 gf  
 Stop Strength ..... 5 kgf min.  
 Sliding Life..... 15,000 cycles  
 Soldering Condition  
 ..... 300 °C max. within 3 seconds  
 Travel ..... 45, 60, 100 mm

### Derating Curve



### Product Dimensions

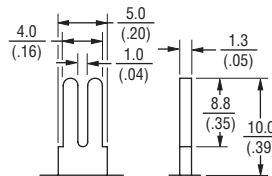
#### PTB45 and PTB60



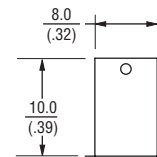
Numbers ①, ② and ③ for Dual Gang Versions

### Lever Styles

#### AP Metal Lever



#### BP Metal Lever



DIMENSIONS:  $\frac{\text{MM}}{\text{(INCHES)}}$



**WARNING Cancer and Reproductive Harm - [www.P65Warnings.ca.gov](http://www.P65Warnings.ca.gov)**

\*RoHS Directive 2015/863, Mar 31, 2015 and Annex.

Specifications are subject to change without notice.

Users should verify actual device performance in their specific applications.

The products described herein and this document are subject to specific legal disclaimers as set forth on the last page of this document, and at [www.bourns.com/docs/legal/disclaimer.pdf](http://www.bourns.com/docs/legal/disclaimer.pdf).

## Applications

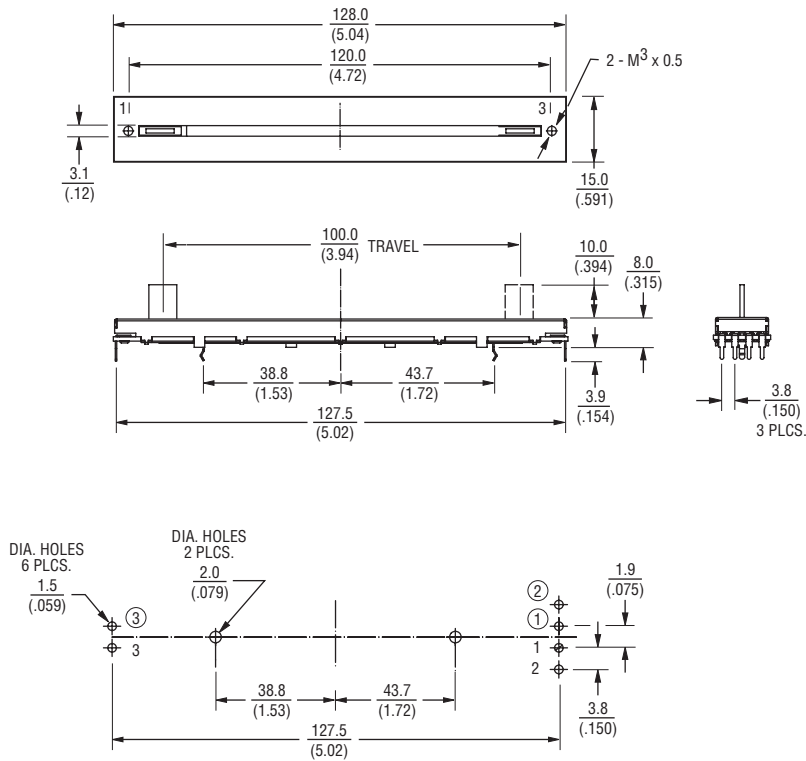
- Audio/TV sets
- Amplifiers/mixers/drum machines/synthesizers
- PCs/monitors
- Appliances

# PTB Series - Low Profile Slide Potentiometer

# BOURNS®

## Product Dimensions

PTB100



Numbers ①, ② and ③ for Dual Gang Versions

DIMENSIONS:  $\frac{\text{MM}}{\text{(INCHES)}}$

## Schematics



## How To Order

PTB 01 4 3 - 2 0 10 BP A 102

- Model
- Stroke Length
  - 45 = 45 mm
  - 60 = 60 mm
  - 01 = 100 mm
- Dust Cover Option
  - 4 = No Dust Cover
  - 5 = Rubber Dust Cover
- No. of Gangs
  - 3 = Single Gang
  - 4 = Dual Gang
- Pin Style
  - 2 = PC Pins Down Facing
- No Detent
- Standard Lever Length
  - 10 = 10 mm
- Lever Style
  - BP = Metal Lever (Refer to Drawing)
  - AP = Metal Lever (Refer to Drawing)
- Resistance Taper
  - A = Audio Taper
  - B = Linear Taper
- Resistance Code (See Table)

Other styles available.

## Standard Resistance Table

Resistance (Ohms)	Resistance Code
5,000	502
10,000	103
20,000	203
50,000	503
100,000	104
200,000	204

REV. 08/20

Specifications are subject to change without notice.

Users should verify actual device performance in their specific applications.

The products described herein and this document are subject to specific legal disclaimers as set forth on the last page of this document, and at [www.bourns.com/docs/legal/disclaimer.pdf](http://www.bourns.com/docs/legal/disclaimer.pdf).