



Features

- Carbon element
- Metal housing
- 45-100 mm travel
- Single and dual gang
- Dust cover option
- RoHS compliant*



PTB Series - Low Profile Slide Potentiometer

Electrical Characteristics

Taper..... Linear, audio
 Standard Resistance Range
5K ohms to 200K ohms
 Standard Resistance Tolerance.....±20 %
 Residual Resistance
500 ohms or 1 % max.
 Insulation Resistance
 Min. 100 megohms at 250 V DC

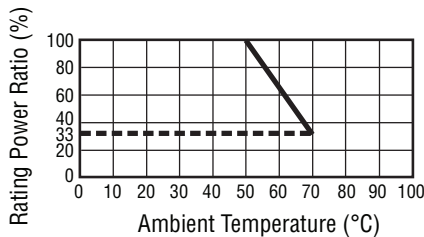
Environmental Characteristics

Operating Temperature
-10 °C to +60 °C
 Power Rating, Linear
 45 mm0.125 W (0.06 W Dual Gang)
 60 mm0.25 W (0.125 W)
 100 mm0.5 W (0.5 W)
 Power Rating, Audio
 45 mm ..0.025 W (0.015 W Dual Gang)
 60 mm0.25 W (0.125 W)
 100 mm0.25 W (0.25 W)
 Maximum Operating Voltage - Linear
 45 mm 350 VDC
 60-100 mm 500 VDC
 Maximum Operating Voltage - Audio
 45 mm 250 VDC
 60-100 mm Travel 350 VDC
 Withstand Voltage, Audio
 1 Min. at 500 V AC
 Tracking Error 3 dB at 50 % of travel
 Moisture Sensitivity Level 1
 ESD Classification (HBM) N/A

Mechanical Characteristics

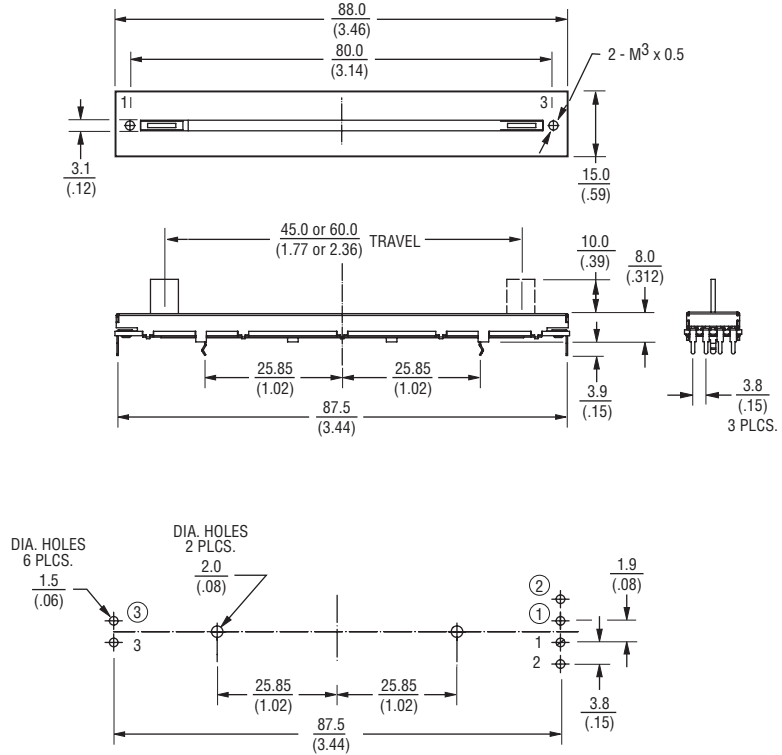
Operating Force 10 to 100 gf
 Stop Strength 5 kgf min.
 Sliding Life..... 15,000 cycles
 Soldering Condition
 300 °C max. within 3 seconds
 Travel 45, 60, 100 mm

Derating Curve



Product Dimensions

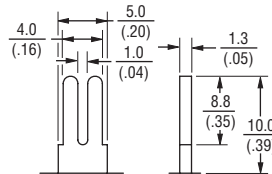
PTB45 and PTB60



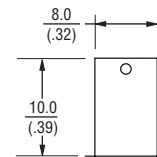
Numbers ①, ② and ③ for Dual Gang Versions

Lever Styles

AP Metal Lever



BP Metal Lever



DIMENSIONS: $\frac{\text{MM}}{\text{(INCHES)}}$



WARNING Cancer and Reproductive Harm - www.P65Warnings.ca.gov

*RoHS Directive 2015/863, Mar 31, 2015 and Annex.

Specifications are subject to change without notice.

Users should verify actual device performance in their specific applications.

The products described herein and this document are subject to specific legal disclaimers as set forth on the last page of this document, and at www.bourns.com/docs/legal/disclaimer.pdf.

Applications

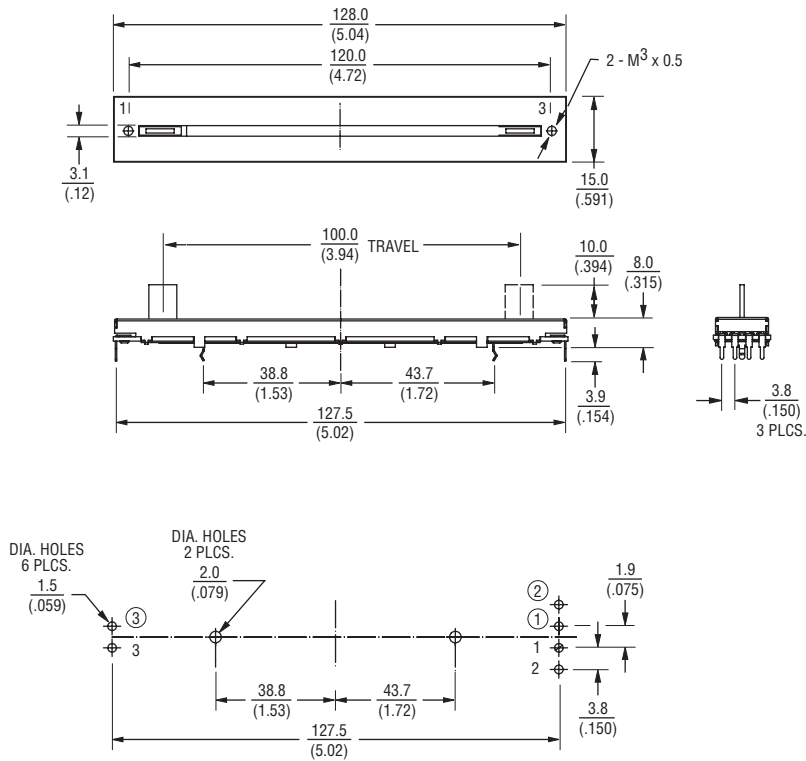
- Audio/TV sets
- Amplifiers/mixers/drum machines/synthesizers
- PCs/monitors
- Appliances

PTB Series - Low Profile Slide Potentiometer

BOURNS®

Product Dimensions

PTB100



Numbers ①, ② and ③ for Dual Gang Versions

DIMENSIONS: $\frac{\text{MM}}{\text{(INCHES)}}$

Schematics



How To Order

PTB 01 4 3 - 2 0 10 BP A 102

- Model
- Stroke Length
 - 45 = 45 mm
 - 60 = 60 mm
 - 01 = 100 mm
- Dust Cover Option
 - 4 = No Dust Cover
 - 5 = Rubber Dust Cover
- No. of Gangs
 - 3 = Single Gang
 - 4 = Dual Gang
- Pin Style
 - 2 = PC Pins Down Facing
- No Detent
- Standard Lever Length
 - 10 = 10 mm
- Lever Style
 - BP = Metal Lever (Refer to Drawing)
 - AP = Metal Lever (Refer to Drawing)
- Resistance Taper
 - A = Audio Taper
 - B = Linear Taper
- Resistance Code (See Table)

Other styles available.

Standard Resistance Table

Resistance (Ohms)	Resistance Code
5,000	502
10,000	103
20,000	203
50,000	503
100,000	104
200,000	204

REV. 08/20

Specifications are subject to change without notice.

Users should verify actual device performance in their specific applications.

The products described herein and this document are subject to specific legal disclaimers as set forth on the last page of this document, and at www.bourns.com/docs/legal/disclaimer.pdf.