


# FLEXIBLE ELEVATED & SELF-NESTING SOCKETS

(2.00 mm) .0787" PITCH • ESQT/ESQT (-368)/PTHF SERIES



## ESQT

**Board Mates:**  
TMMH, TMM, MTMM,  
MMT, TW, LTMM, ZLTMM,  
ESQT, PTT, TSH, TMMS

**Cable Mates:**  
TCMD

### SPECIFICATIONS

**Insulator Material:**  
Black Liquid Crystal Polymer  
**Contact Material:**  
Phosphor Bronze  
**Plating:**  
Sn or Au over  
50 μ" (1.27 μm) Ni  
**Current Rating (ESQT/TMMH):**  
4.5 A per pin  
(2 pins powered)  
**Operating Temp Range:**  
-55 °C to +125 °C  
**Insertion Depth:**  
(2.62 mm) .103" to  
(5.03 mm) .198" with  
(0.38 mm) .015" wipe  
**Max Cycles:**  
100 with 10 μ" (0.25 μm) Au  
**Lead-Free Solderable:**  
Yes, for -S, -D & -Q  
(Wave only for -T, -5 & -6)

| ESQT | 1 | NO. PINS PER ROW | LEAD STYLE | PLATING OPTION | ROW OPTION | BODY HEIGHT | OTHER OPTION |
|------|---|------------------|------------|----------------|------------|-------------|--------------|
|------|---|------------------|------------|----------------|------------|-------------|--------------|

02 thru 50

Specify  
**LEAD  
STYLE**  
from  
chart

**-F**  
= Gold flash on contact,  
Matte Tin on tail

**-L**  
= 10 μ" (0.25 μm)  
Gold on contact,  
Matte Tin on tail

**-M**  
= 20 μ" (0.51 μm)  
Gold on contact,  
Matte Tin on tail

**-GF**  
= 15 μ" (0.38 μm)  
Gold on contact,  
Gold flash on tail  
(Recommended  
for self-nesting)  
(-02 lead style only)

**-S**  
= Single Row

**-D**  
= Double Row

**-T**  
= Triple Row

**-Q**  
= Quad Row

**-5**  
= Five Row

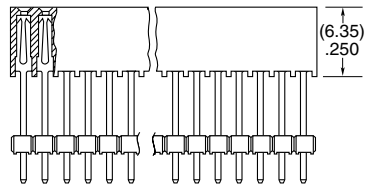
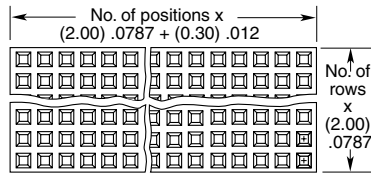
**-6**  
= Six Row

**"XXX"**  
= Body Height  
(in inches)

(7.87 mm) .310"  
minimum for  
-S, -D, -Q

(9.53 mm) .375"  
minimum for  
-T, -5, -6

**"XXX"**  
= Polarized  
Position  
(Indicate  
position  
number)



| LEAD STYLE | A               | MAX TAIL        | MAX BODY HEIGHT |
|------------|-----------------|-----------------|-----------------|
| -02        | (21.59)<br>.850 | (13.72)<br>.540 | (20.32)<br>.800 |
| -03        | (11.63)<br>.458 | (3.76)<br>.148  | (10.36)<br>.408 |



## ESQT (-368)/PTHF

**Mates:**  
ESQT, PTHF

### SPECIFICATIONS

**Insulator Material:**  
Black Liquid Crystal Polymer (ESQT-368)  
Black High Temp Nylon (PTHF)  
**Contact Material:**  
Phosphor Bronze  
**Plating:**  
Au or Sn over  
50 μ" (1.27 μm) Ni  
**Operating Temp Range:**  
-55 °C to +125 °C  
**Max Cycles:**  
100 with 10 μ" (0.25 μm) Au  
**Lead-Free Solderable:**  
Yes (ESQT-368)

| SERIES | 1 | NO. PINS PER ROW | LEAD STYLE | PLATING OPTION | Q | 368 |
|--------|---|------------------|------------|----------------|---|-----|
|--------|---|------------------|------------|----------------|---|-----|

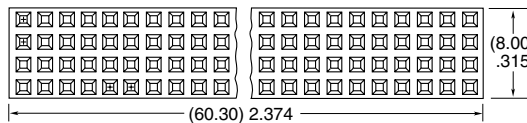

**ESQT**  
= Solder Tails

**PTHF**  
= Press-fit Tails

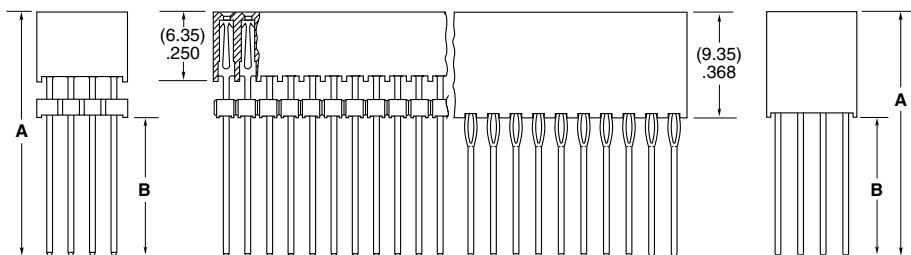
Specify  
**LEAD  
STYLE**  
from  
chart

**-GF**  
= 15 μ" (0.38 μm)  
Gold on contact,  
Gold flash on tail  
(-02 Lead Style only)

**-M**  
= 20 μ" (0.51 μm)  
Gold on contact,  
Matte Tin on tail  
(-03 Lead Style only)



| LEAD STYLE | ESQT            |                 | PTHF            |                 |
|------------|-----------------|-----------------|-----------------|-----------------|
|            | A               | B               | A               | B               |
| -02        | (21.59)<br>.850 | (12.24)<br>.482 | (21.59)<br>.850 | (12.24)<br>.482 |
| -03        | (11.63)<br>.458 | (2.29)<br>.090  | (12.34)<br>.486 | (3.00)<br>.118  |



ESQT (-368) SERIES

PTHF SERIES

### TOOLING

Press-Fit  
CAT-PT-130-A-4  
For more information, visit  
[www.samtec.com/tooling](http://www.samtec.com/tooling)

**Note:**  
This Series is non-standard,  
non-returnable.