


# PTS1812

## 6-60 Volt DC surface mount resettable PTC fuse



### Applications

- USB peripherals
- Plug and play protection for motherboards and peripherals
- Power tools
- Battery and port protection for mobile/smart phones
- Game console port protection
- Set-top-boxes
- Tablets, notebooks, netbooks, laptops and desktops
- Rechargeable battery packs
- Digital cameras
- Appliances and white goods
- Consumer electronics

### Product features

- Positive temperature coefficient (PTC)
- SMT resettable fuse
- Low resistance
- Fast time-to-trip
- Current range from 0.1 A to 3.0 A
- 1812 (4532 metric) compact footprint

### Agency information

- cURus Recognition file number: E343021
- TUV: R50192872

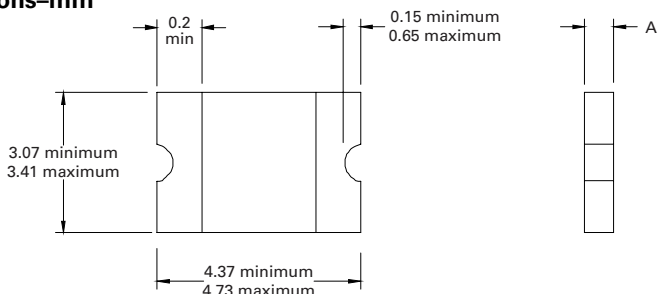
**Product specifications**

Part number <sup>7</sup>	V <sub>max</sub> <sup>1</sup>	I <sub>max</sub> <sup>2</sup>	I <sub>hold</sub> <sup>3</sup>	I <sub>trip</sub> <sup>4</sup>	P <sub>d</sub> <sup>5</sup>	Time to trip (maximum)		Resistance <sup>6</sup>		Agency information		
	(V <sub>dc</sub> )	(A)	(A)	(A)	typical (W)	(A)	(seconds)	Initial (R <sub>i</sub> ) minimum (Ω)	Post trip (R <sub>i</sub> ) maximum (Ω)	Part marking	cURus	TUV
PTS181230V010	30	100	0.10	0.30	0.8	0.5	1.5	1.6	15	T010	x	x
PTS181260V014	60	10	0.14	0.34	0.8	1.5	0.2	1.5	6	T014	x	x
PTS181230V020	30	100	0.20	0.40	0.8	8	0.02	0.8	5	T020	x	x
PTS181216V035	16	100	0.35	0.70	0.8	8	0.1	0.32	1.5	T035	x	x
PTS181216V050	16	100	0.50	1.0	0.8	8	0.15	0.15	1	T050	x	x
PTS181213V075	13.2	100	0.75	1.5	0.8	8	0.2	0.11	0.45	T075	x	x
PTS181224V075	24	100	0.75	1.5	1.0	8	0.2	0.1	0.4	T075 24	x	x
PTS181233V075	33	20	0.75	1.5	1.2	8	0.2	0.11	0.4	T075 33	x	x
PTS18128V110	8	100	1.1	2.2	0.8	8	0.3	0.04	0.21	T110	x	x
PTS181216V110	16	100	1.1	2.2	1.0	8	0.5	0.1	0.18	T110 16	x	x
PTS181224V110	24	20	1.1	2.2	1.2	8	0.5	0.06	0.2	T110 24	x	x
PTS18126V125	6	100	1.25	2.5	1.0	8	0.4	0.05	0.14	T125	x	x
PTS181216V125	16	100	1.25	2.5	0.8	8	0.4	0.05	0.14	T125 16	x	x
PTS18128V150	8	100	1.5	3.0	0.9	8	0.3	0.04	0.11	T150	x	x
PTS181212V150	12	100	1.5	3.0	1.0	8	0.5	0.04	0.11	T150 12	x	x
PTS181224V150	24	20	1.5	3.0	1.2	8	1.5	0.04	0.12	T150 24	x	x
PTS18128V160	8	100	1.6	3.2	0.8	8	1	0.03	0.1	T160	x	x
PTS18128V200	8	100	2.0	3.5	1.2	8	2	0.02	0.06	T200	x	x
PTS18126V260	6	100	2.6	5.0	1.2	8	2.5	0.015	0.047	T260	x	x
PTS18126V300	6	100	3.0	5.0	1.2	8	4	0.012	0.04	T300	x	x

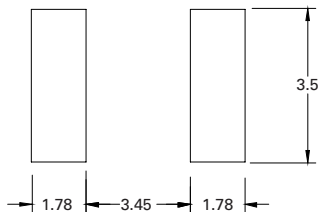
- V<sub>max</sub>: Maximum continuous voltage the device can withstand without damage at current
- I<sub>max</sub>: Maximum fault current the device can withstand without damage at rated voltage
- I<sub>hold</sub>: Maximum current the device will pass without interruption at +23 °C still air
- I<sub>trip</sub>: Minimum current that will transition the device from low resistance to high resistance at +23 °C still air
- P<sub>d</sub>: Power dissipated from the device when in tripped state at +23 °C still air

- R<sub>i</sub>: Minimum resistance of the device at +23 °C
- R<sub>i</sub>: Maximum resistance of the device when measured one hour post reflow at +23 °C
- Part Number Definition: PTS1206xVxxx  
PTS1206 = Product code and size  
xV = Voltage rating (V<sub>max</sub>)  
xxx = Ampere rating (I<sub>hold</sub>)

**Dimensions—mm**

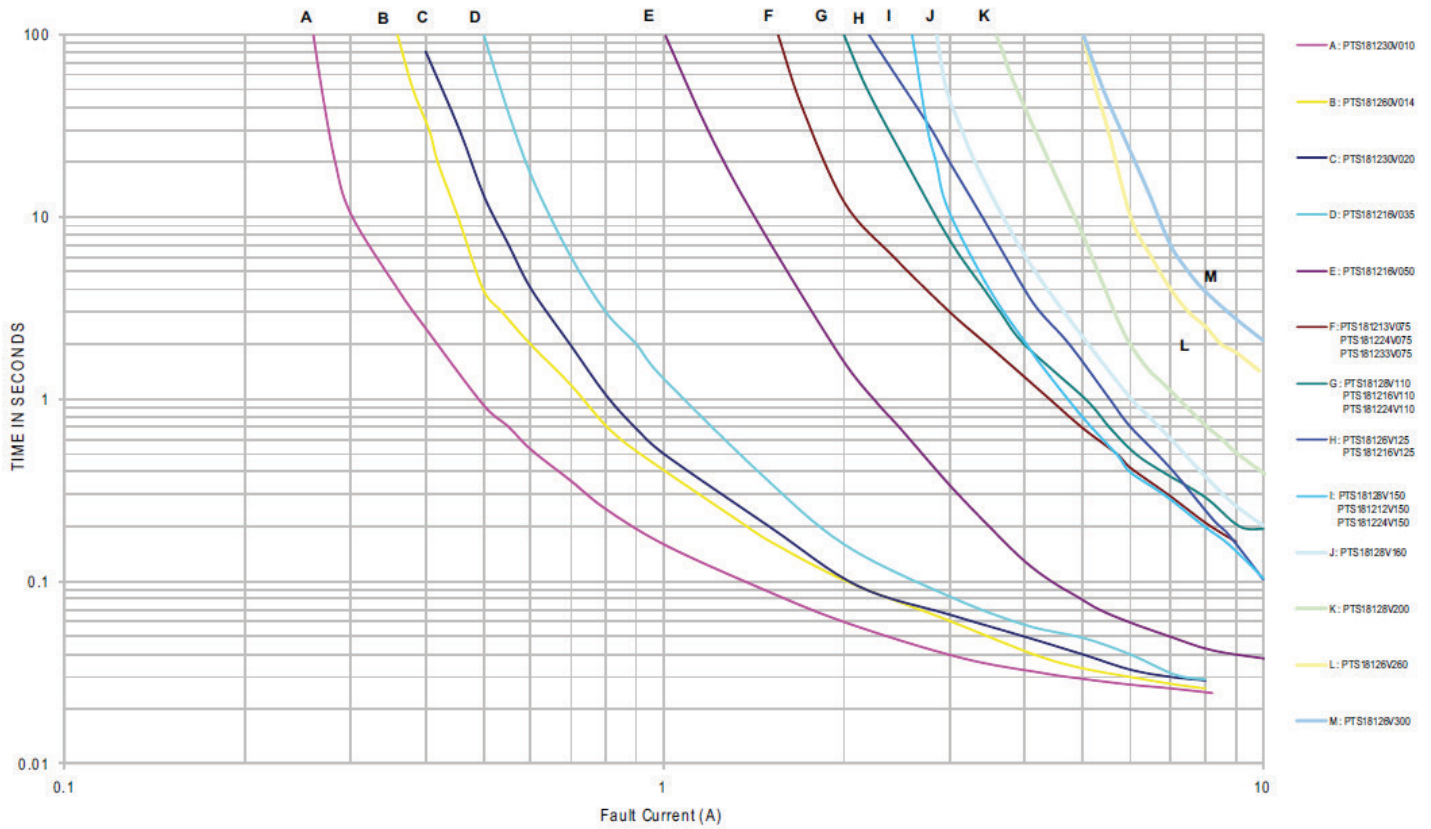


**Recommended pad layout—mm**

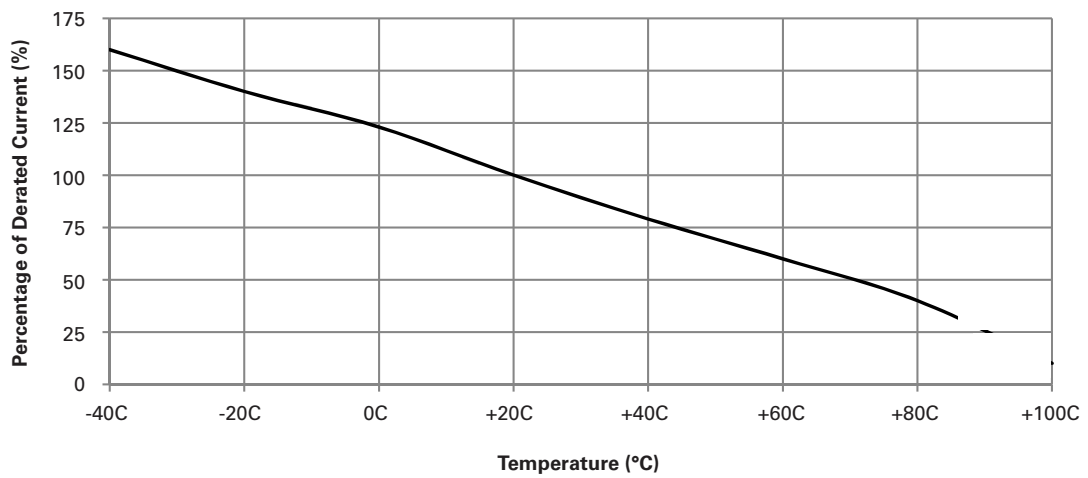


Part number	A minimum	A maximum
PTS181230V010	0.50	0.90
PTS181260V014	0.50	0.90
PTS181230V020	0.50	0.90
PTS181216V035	0.28	0.68
PTS181216V050	0.28	0.68
PTS181213V075	0.28	0.68
PTS181224V075	0.60	1.2
PTS181233V075	0.60	1.2
PTS18128V110	0.28	0.68
PTS181216V110	0.60	1.0
PTS181224V110	0.60	1.0
PTS18126V125	0.28	0.68
PTS181216V125	0.30	0.90
PTS18128V150	0.28	0.68
PTS181212V150	0.60	1.0
PTS181224V150	0.70	1.5
PTS18128V160	0.28	0.68
PTS18128V200	0.35	0.90
PTS18126V260	0.35	0.90
PTS18126V300	0.60	1.2

Time to trip curves at +23 °C



Temperature derating curve



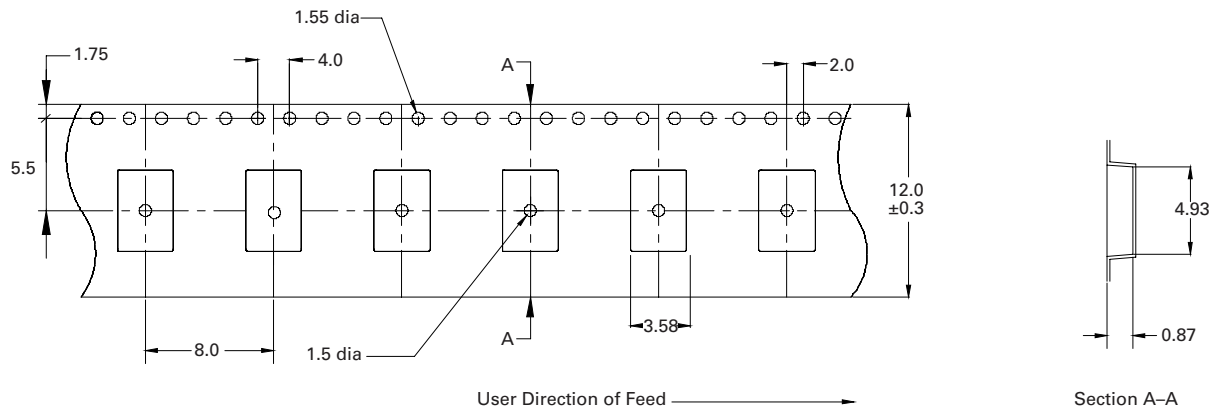
**General specifications**

Operating temperature: -40 °C to + 85 °C (with derating)
Storage temperature: -10 °C to + 40 °C
Storage relative humidity: ≤75%
Storage condition: Keep away from corrosive atmosphere and sunlight
Storage duration: 1 year
Thermal shock: (20 cycles - 40 °C to + 85 °C) -33% typical resistance change
Humidity: +85 °C, 85% relative humidity, 1000 hours ±5% typical resistance change
Resistance to solvents: MIL-STD- 202 Method 215

**Packaging information-mm**

Supplied in tape and reel packaging , 2000 parts per 7.0" diameter reel

PTS181216V035, PTS181216V050, PTS181213V075, PTS18128V110, PTS18126V125, PTS18128V150, PTS18128V160, PTS18128V200, PTS181224V110, PTS181230V010, PTS181230V020, PTS181260V014



Supplied in tape and reel packaging , 1000 parts per 7.0" diameter reel

PTS181224V075, PTS181233V075, PTS181216V110, PTS181216V125, PTS181212V150, PTS181224V150, PTS18126V260, PTS18126V300

