

PTSLR0805

Low resistance SMD PTC fuses



Product features

- Positive temperature coefficient (PTC)
- Surface mount resettable fuse
- Low resistance
- Compact 0805 (2012 metric) footprint
- Voltage rating 6 V to 8 V
- Current rating from 0.75 A to 4.5 A
- Fast time-to-trip

Applications

- Data ports
- Micromotors and fans
- Low voltage test and measurement
- Low voltage hand held equipment
- PC-based medical equipment
- USB protection
- Secondary Li-ion battery protection
- Game consoles, set top boxes
- Battery charging & charging connections

Agency information

- cURus Recognized file no. E343021
- TUV: File R 50455924, R 50506608



Environmental compliance



Part number system/ordering:

PTSLR08058V200

- PT= PTC resettable fuse
- S= Surface mount
- LR = Low resistance
- 0805= Dimension code
- 8V= Maximum voltage
- 200= Ihold current rating (200= 2.0 A)

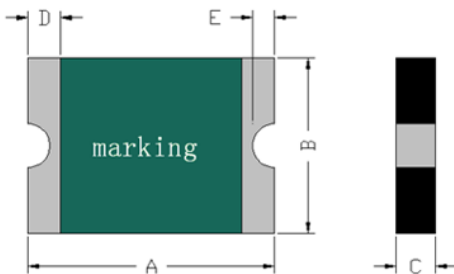
Product specifications

Part number	Vmax ¹	I _{max} ²	I _{hold} ³	I _{trip} ⁴	Pd ⁵	Time-to-trip (maximum)		Resistance ⁶		Part marking	Safety approvals	
	(V _{dc})	(A)	(A)	(A)	typical (W)	(A)	(seconds)	Initial (R _i) minimum (Ω)	Post trip (R ₁) maximum (Ω)		cURus	TUV
PTSLR08056V075	6	50	0.75	1.50	0.6	8	0.2	0.040	0.160	A	√	√
PTSLR08056V110	6	50	1.10	1.80	0.6	8	0.3	0.030	0.130	B	√	√
PTSLR08056V150	6	50	1.50	3.00	0.6	8	0.5	0.015	0.065	C	√	√
PTSLR08056V175	6	50	1.75	3.50	0.6	8	0.6	0.005	0.055	D	√	√
PTSLR08058V200	8	50	2.0	4.0	1.2	8	5	0.008	0.04	10	√	√
PTSLR08058V260	8	50	2.6	5.2	1.2	8	5	0.007	0.03	a	√	√
PTSLR08058V300	8	50	3.0	6.0	1.2	8	5	0.005	0.02	b	√	√
PTSLR08058V350	8	50	3.5	7.0	1.2	8	5	0.004	0.018	e	√	√
PTSLR08058V380	8	50	3.8	7.6	1.2	8	60	0.002	0.016	f	√	√
PTSLR08058V400	8	50	4.0	8.0	1.2	8	60	0.002	0.014	g	√	√
PTSLR08058V450	8	50	4.5	9.0	1.2	8	60	0.002	0.012	h	√	√

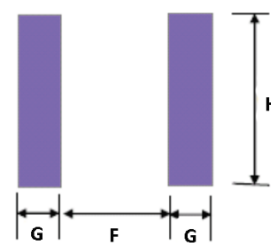
- V_{max}: Maximum continuous voltage the device can withstand without damage at rated current
- I_{max}: Maximum fault current the device can withstand without damage at rated voltage
- I_{hold}: Maximum current the device will pass without interruption at +23 °C still air
- I_{trip}: Minimum current that will transition the device from low resistance to high resistance at +23 °C still air
- Pd: Power dissipated from the device when in tripped state at +23 °C still air

- R_i: Minimum resistance of the device at +23 °C
R₁: Maximum resistance of the device one hour after tripping at +23 °C

Dimensions—mm



Recommended pad layout



Part number	A min	A max	B min	B max	C min	C max	D min	D max	E min	E max	F	G	H
PTSLR08056V075	2.00	2.22	1.20	1.50	0.40	0.70	0.15	0.55	0.05	0.45	1.2	1.0	1.5
PTSLR08056V110	2.00	2.22	1.20	1.50	0.40	0.70	0.15	0.55	0.05	0.45	1.2	1.0	1.5
PTSLR08056V150	2.00	2.22	1.20	1.50	0.50	0.88	0.15	0.55	0.05	0.45	1.2	1.0	1.5
PTSLR08056V175	2.00	2.22	1.20	1.50	0.50	0.88	0.15	0.55	0.05	0.45	1.2	1.0	1.5
PTSLR08058V200		2.50		1.60		0.70	0.20		0.10		1.2	1.0	1.5
PTSLR08058V260		2.50		1.60		0.70	0.20		0.10		1.2	1.0	1.5
PTSLR08058V300		2.50		1.60		1.00	0.20		0.10		1.2	1.0	1.5
PTSLR08058V350		2.50		1.60		1.00	0.20		0.10		1.2	1.0	1.5
PTSLR08058V380		2.50		1.60		1.00	0.20		0.10		1.2	1.0	1.5
PTSLR08058V400		2.50		1.60		1.40	0.20		0.10		1.2	1.0	1.5
PTSLR08058V450		2.50		1.60		1.40	0.20		0.10		1.2	1.0	1.5

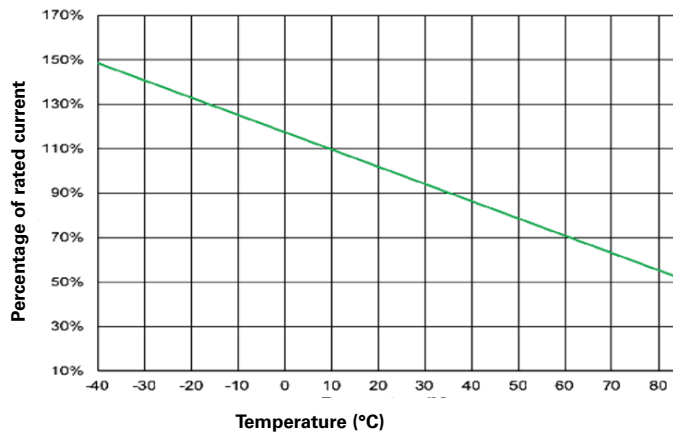
General specifications (PTSLR08056V075-V175)

Operating temperature: -40 °C to + 85 °C (with derating)
Storage temperature: -10 °C to + 40 °C
Storage relative humidity: ≤75%
Storage condition: Keep away from corrosive atmosphere and sunlight
Passive aging: IEC60738-1, +85 °C, 1000 hours
Humidity aging: +85 °C, 80 to 85% relative humidity, 100 hours
Rapid change of temperature: IEC60738-1, +85 °C to -40 °C, 20 cycles, 30 minutes each
Overload endurance: UL1434, Vmax, 120% Imax, 50 cycles Vmax, 300% Itrip, 6000 cycles
Trip endurance: UL1434, Vmax, Itrip ≤ IImax, 1000 hours
Solderability: IEC60068-2-58, +245 °C, 3 seconds
Moisture sensitivity test: J-STD-020, MSL=2a

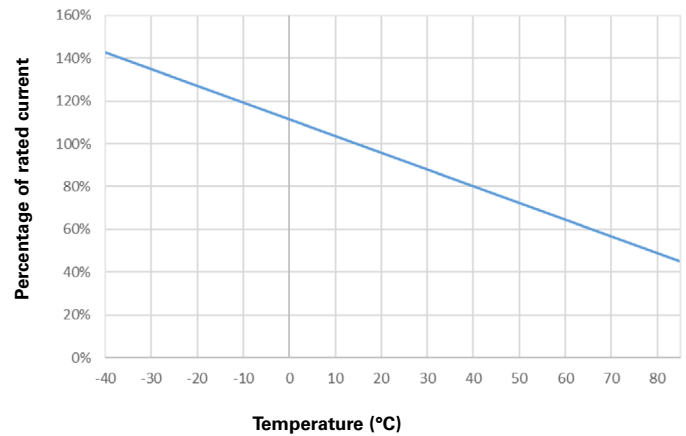
General specifications (PTSLR08058V200-V450)

Operating temperature: -40 °C to + 85 °C (with derating)
Storage temperature: -10 °C to + 40 °C
Storage relative humidity: ≤70%
Storage condition: Keep away from corrosive atmosphere and sunlight
Passive aging: IEC60738-1, +60 °C/90% RH, 168 hours, ≤3*R1max
Humidity aging: +85 °C, 85% RH, 96 hours, ≤3*R1max
Thermal shock: IEC60738-1, +85 °C/ -40 °C, 20 cycles, ≤3*R1max
Trip cycle life: UL1434, Vmax, Imax, 100 cycles, no arcing or burning
Trip endurance: UL1434, Vmax, Itrip ≤ IImax, 2 hours, no arcing or burning
Solvent resistance: Freon, Trichloroethane, Hydrocarbons: no change
Moisture sensitivity test: J-STD-020, MSL=2, pass and no visible damage

**Thermal derating curve
PTSLR08056V075-V175**

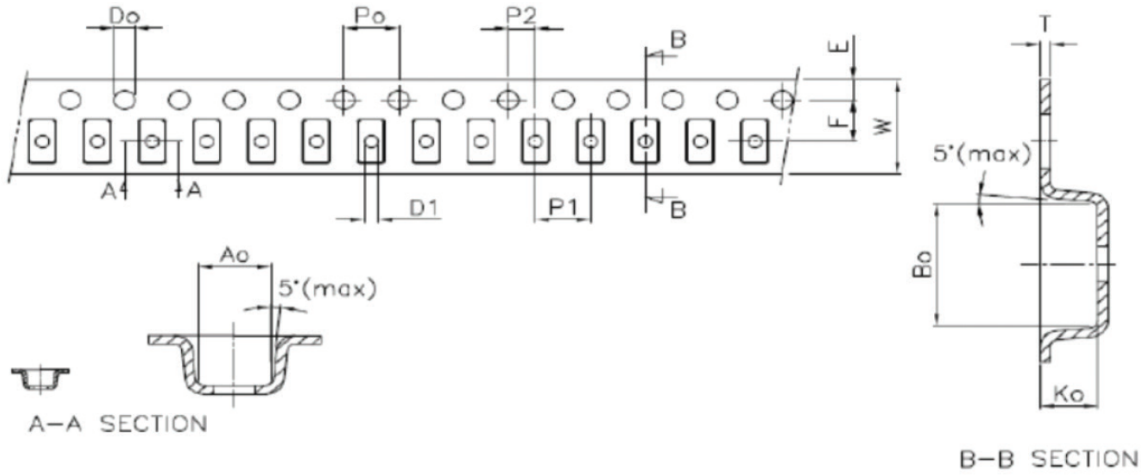


**Thermal derating curve
PTSLR08058V200-V450**



Packaging information
PTSLR08058V075-V175

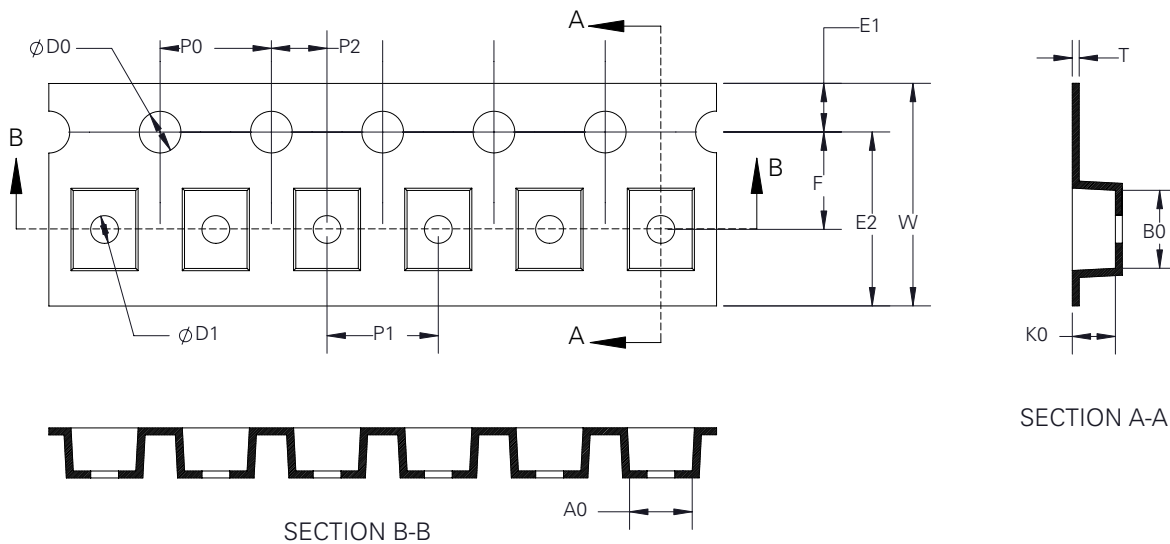
Supplied in tape and reel packaging, 4000 parts per 7.0" (178 mm) diameter reel (EIA-481 compliant)



A_0 ± 0.10	B_0 ± 0.10	K_0 ± 0.05	P_0 ± 0.08	P_1 ± 0.10	P_2 ± 0.05	T ± 0.10	E ± 0.10	F ± 0.05	D_0 ± 0.05	D_1 min	W ± 0.10	$10P_0$ ± 0.20
1.60	2.30	0.90	4.0	4.0	2.0	0.25	1.75	3.50	1.55	1.0	8.00	40

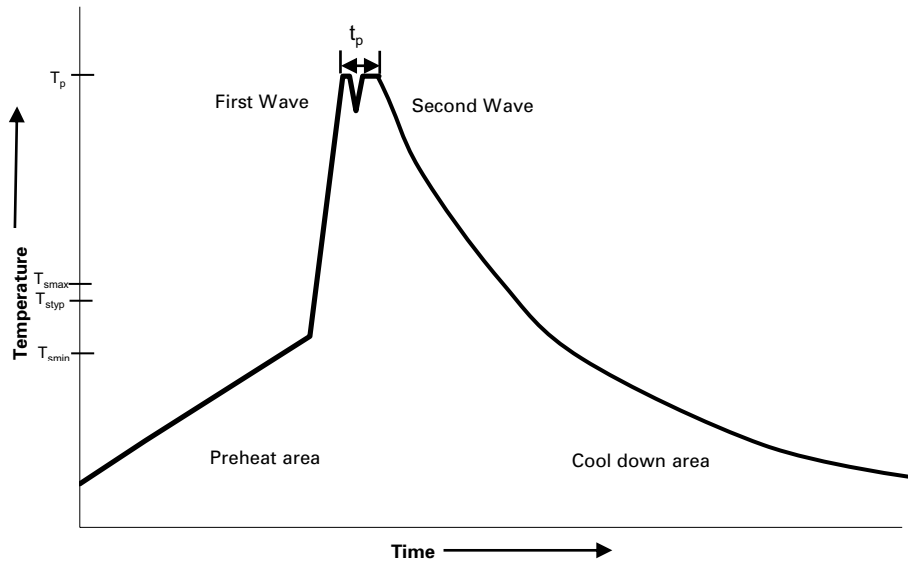
Packaging information
PTSLR08058V200-V450

Supplied in tape and reel packaging, 4000 parts per 7.0" (178 mm) diameter reel (EIA-481 compliant)



W	F	E_1	E_2	P_0	P_1	P_2	D_0	D_1	A_0	B_0	K_0	T
8.00 ± 0.30	3.50 ± 0.10	1.75 ± 0.10	-	4.00 ± 0.10	4.00 ± 0.10	2.00 ± 0.05	$1.50 + 0.10 / -0$	-	1.68 ± 0.10	2.44 ± 0.10	1.04 ± 0.10	0.22 ± 0.05

Wave solder profile



Reference EN 61760-1:2006

Profile feature	Standard SnPb solder	Lead (Pb) free solder
Preheat	• Temperature min. (T_{smin})	100 °C
	• Temperature typ. (T_{styp})	120 °C
	• Temperature max. (T_{smax})	130 °C
	• Time (T_{smin} to T_{smax}) (t_s)	70 seconds
Δ preheat to max Temperature	150 °C max.	150 °C max.
Peak temperature (T_p)*	235 °C – 260 °C	250 °C – 260 °C
Time at peak temperature (t_p)	10 seconds max 5 seconds max each wave	10 seconds max 5 seconds max each wave
Ramp-down rate	~ 2 K/s min ~3.5 K/s typ ~5 K/s max	~ 2 K/s min ~3.5 K/s typ ~5 K/s max
Time 25°C to 25°C	4 minutes	4 minutes

Manual solder

+350 °C (4-5 seconds by soldering iron), generally manual/hand soldering is not recommended