

## Features

- Carbon element
- Insulated shaft
- Wide variety of mounting styles
- Center detent option
- RoHS compliant\*



## PTV09 Series - 9 mm Potentiometer

### Electrical Characteristics

Taper.....Linear, audio  
 Standard Resistance Range  
 ..... 1 K ohms to 1 M ohms  
 Standard Resistance Tolerance.....±20 %  
 Residual Resistance  
 .....500 ohms or ±1 % max.

### Environmental Characteristics

Operating Temperature....-10 °C to +50 °C  
 Power Rating  
 (Linear and Audio).....0.05 watt  
 Maximum Operating Voltage  
 (Linear and Audio)..... 20 VDC, 50 VAC  
 Sliding Noise ..... 100 mV max.

### Mechanical Characteristics

Mechanical Angle .....280 ° ±10 °  
 Rotational Torque ..... 10 to 100 g-cm  
 Detent Torque .....20 to 200 gf-cm  
 Stop Strength ..... 2 kg-cm min.  
 Rotational Life ..... 10,000 cycles  
 Soldering Condition  
 .....300 °C max. within 3 seconds  
 Hardware ..... One flat washer and one  
 hex nut supplied with bushing version

### How To Order

**PTV09A - 2 0 20 F - B 203**

Model \_\_\_\_\_

Terminal Configuration \_\_\_\_\_  
 (Pin Layout)

1 = Horizontal/Rear Mount w/Sleeve Bushing  
 2 = Vertical/Side Mount, Bushingless, 10 mm Height  
 3 = Vertical/Side Mount, Bushingless, 6.5 mm Height  
 4 = Horizontal/Rear Mount, Bushingless  
 5 = Horizontal/Rear Mount w/Plastic Plain Bushing  
 6 = Horizontal/Rear Mount w/Metal Threaded Bushing  
 7 = Vertical/Side Mount w/Sleeve Bushing, 6.5 mm Height  
 8 = Vertical/Side Mount w/Sleeve Bushing, 10 mm height

Option \_\_\_\_\_  
 0 = No Detent 2 = Center

Standard Shaft Length \_\_\_\_\_  
 15 = 15 mm\*\* 25 = 25 mm  
 20 = 20 mm 30 = 30 mm

Shaft Style \_\_\_\_\_  
 F = Flat Type Insulated Shaft  
 S = Insulated Knurled (18 Teeth)  
 U = Insulated Knurled (40 Teeth)

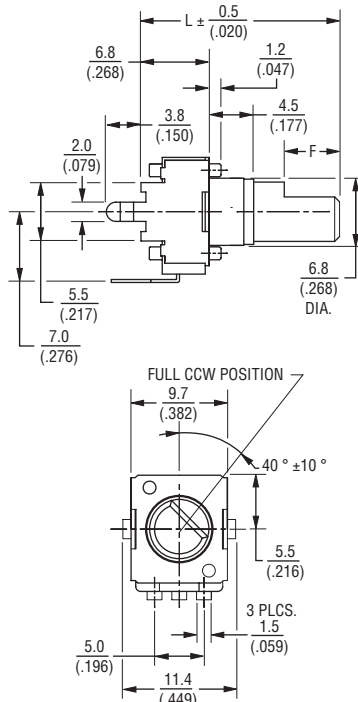
Resistance Taper \_\_\_\_\_  
 Taper Series followed by Curve Number

Resistance Code (See Table) \_\_\_\_\_

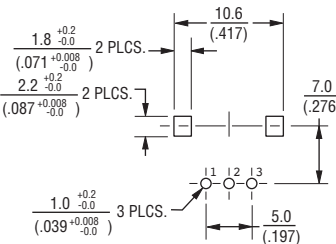
Other styles available.  
 \*\* Bushingless version only.

### Product Dimensions

**PTV09A-1**  
 (Horizontal/Rear Mount w/Sleeve Bushing)

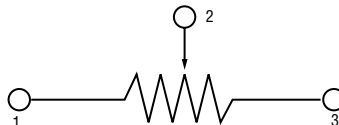


RECOMMENDED PCB LAYOUT  
 (HORIZONTAL/REAR MOUNT)

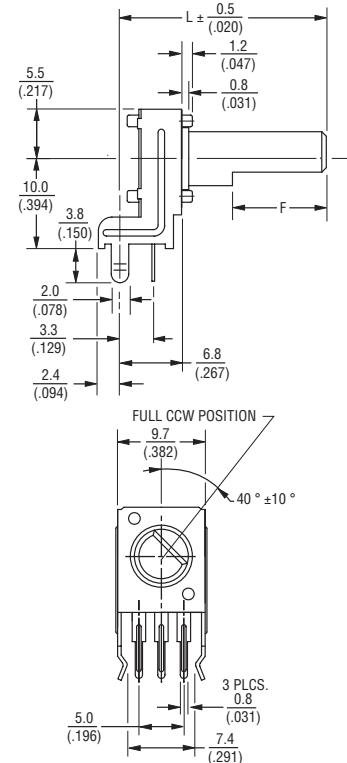


DIMENSIONS:  $\frac{\text{MM}}{\text{(INCHES)}}$

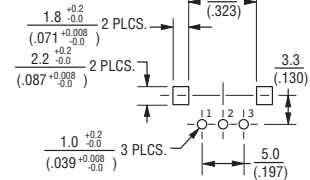
### Schematic



**PTV09A-2**  
 (Vertical/Side Mount,  
 Bushingless, 10 mm Height)



RECOMMENDED PCB LAYOUT  
 (VERTICAL/SIDE MOUNT)



### Standard Resistance Table

Resistance (Ohms)	Resistance Code
1,000	102
2,000	202
5,000	502
10,000	103
20,000	203
50,000	503
100,000	104
200,000	204
500,000	504
1,000,000	105

Specifications are subject to change without notice. Users should verify actual device performance in their specific applications. The products described herein and this document are subject to specific legal disclaimers as set forth on the last page of this document, and at [www.bourns.com/docs/legal/disclaimer.pdf](http://www.bourns.com/docs/legal/disclaimer.pdf).



**WARNING Cancer and Reproductive Harm**  
[www.P65Warnings.ca.gov](http://www.P65Warnings.ca.gov)

\*RoHS Directive 2015/863, Mar 31, 2015 and Annex.

## Applications

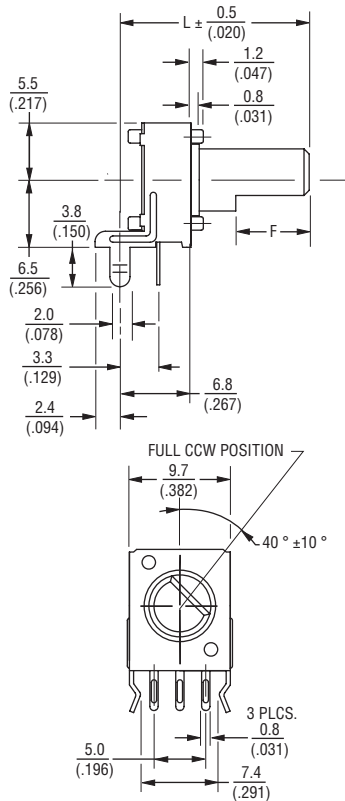
- Commercial communications equipment
- Portable electronics
- Amplifiers/mixers/drum machines/synthesizers
- Consumer goods
- Commercial appliances

# PTV09 Series - 9 mm Potentiometer

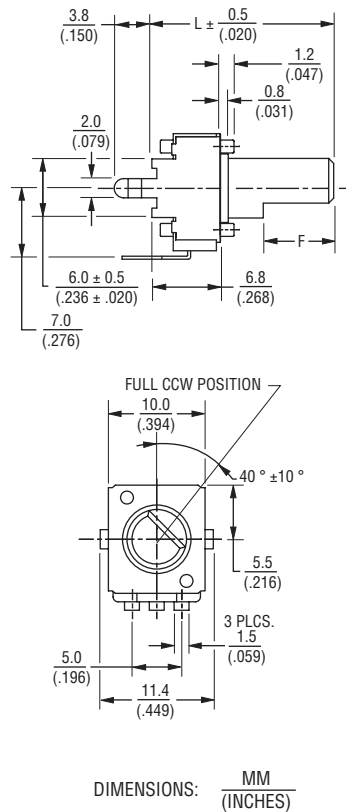
**BOURNS®**

### Product Dimensions (Continued)

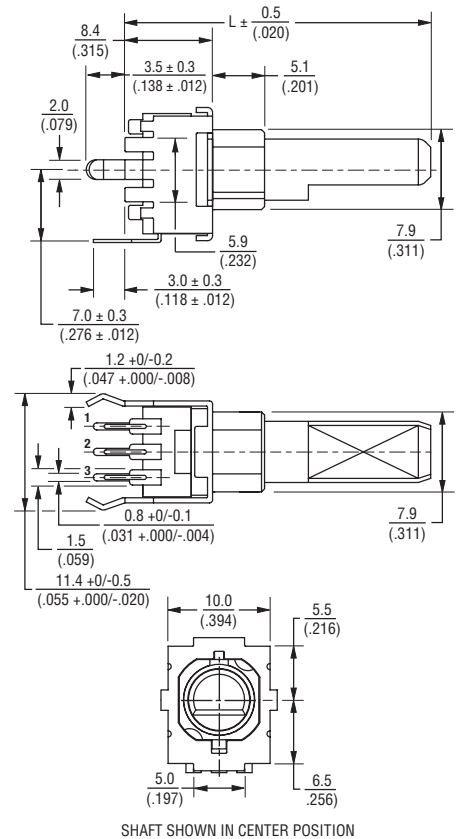
**PTV09A-3**  
(Vertical/Side Mount,  
Bushings, 6.5 mm Height)



**PTV09A-4**  
(Horizontal/Rear Mount, Bushingless)



**PTV09A-5**  
(Horizontal/Rear Mount  
w/Plastic Plain Bushing)



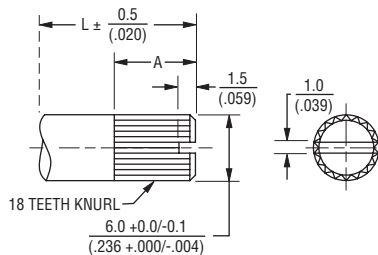
### Shaft Styles

**F-Type**



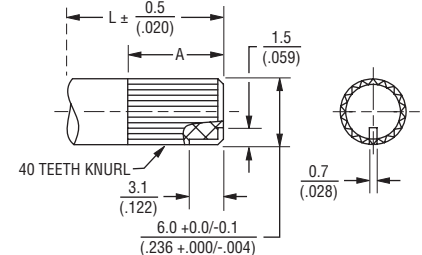
L	15 (.591)	20 (.787)	25 (.984)	30 (1.181)
F	6 (.236)	7 (.275)	12 (.472)	12 (.472)

**S-Type**



L	15 (.591)	20 (.787)	25 (.984)	30 (1.181)
A	7 (.275)	7 (.275)	7 (.275)	7 (.275)

**U-Type**



L	15 (.591)	20 (.787)	25 (.984)	30 (1.181)
A	6 (.236)	7 (.275)	7 (.275)	7 (.275)

Specifications are subject to change without notice.

Users should verify actual device performance in their specific applications.

The products described herein and this document are subject to specific legal disclaimers as set forth on the last page of this document, and at [www.bourns.com/docs/legal/disclaimer.pdf](http://www.bourns.com/docs/legal/disclaimer.pdf).

# PTV09 Series - 9 mm Potentiometer

**BOURNS®**

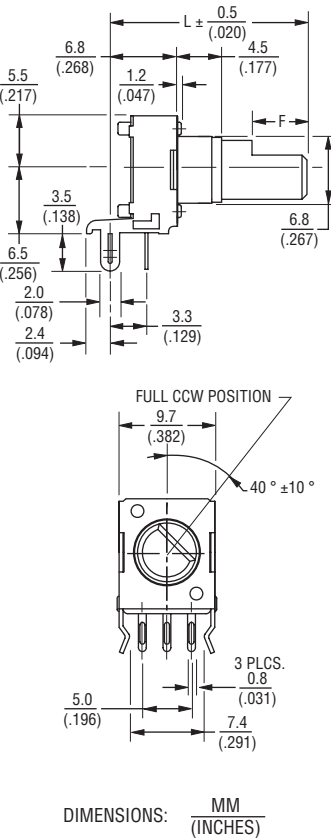
## Product Dimensions (Continued)

**PTV09A-6**  
(Horizontal/Rear Mount  
w/Metal Threaded Bushing)

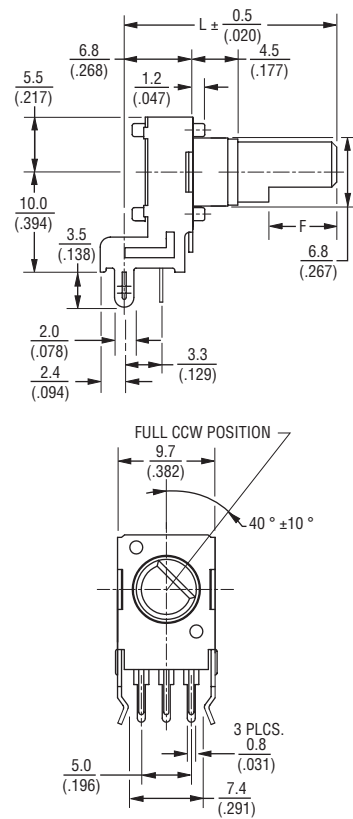


SHAFT SHOWN IN CENTER POSITION

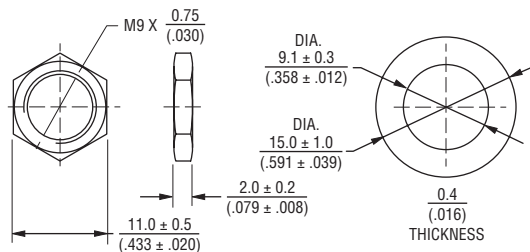
**PTV09A-7**  
(Vertical/Side Mount  
w/Sleeve Bushing, 6.5 mm Height)



**PTV09A-8**  
(Vertical/Side Mount  
w/Sleeve Bushing, 10 mm Height)



## Mounting Hardware



Specifications are subject to change without notice.

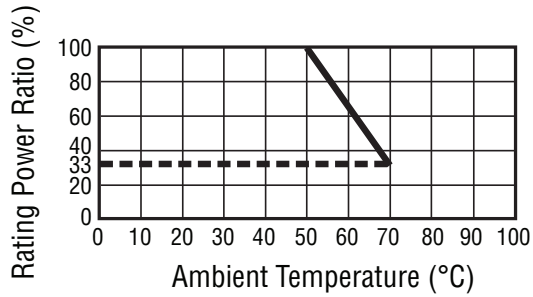
Users should verify actual device performance in their specific applications.

The products described herein and this document are subject to specific legal disclaimers as set forth on the last page of this document, and at [www.bourns.com/docs/legal/disclaimer.pdf](http://www.bourns.com/docs/legal/disclaimer.pdf).

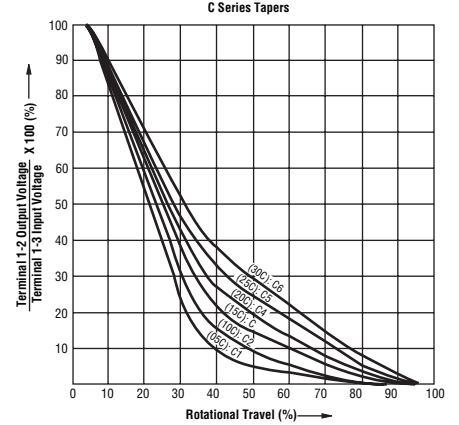
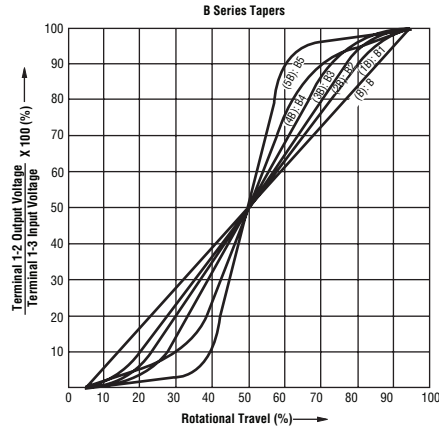
# PTV09 Series - 9 mm Potentiometer

**BOURNS®**

## Derating Curve



## Tapers



**BOURNS®**

Asia-Pacific: Tel: +886-2 2562-4117 • Email: asiacus@bourns.com

EMEA: Tel: +36 88 885 877 • Email: eurocus@bourns.com

The Americas: Tel: +1-951 781-5500 • Email: americus@bourns.com

[www.bourns.com](http://www.bourns.com)

REV. 01/20

Specifications are subject to change without notice.

Users should verify actual device performance in their specific applications.

The products described herein and this document are subject to specific legal disclaimers as set forth on the last page of this document, and at [www.bourns.com/docs/legal/disclaimer.pdf](http://www.bourns.com/docs/legal/disclaimer.pdf).