

# Trimmer Potentiometers



## Lead Sealed Type Multiturn PV12 Series

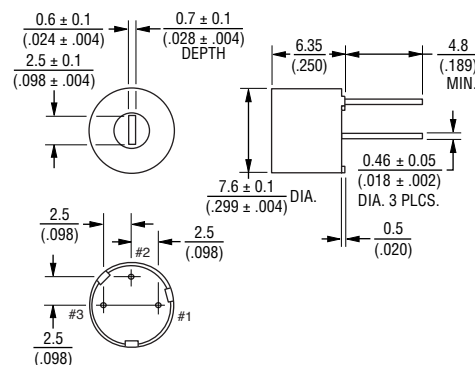
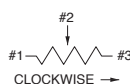
### PV12 Series

#### Features

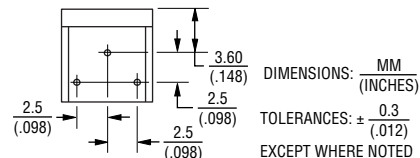
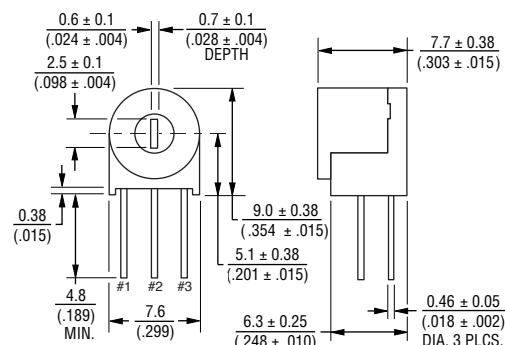
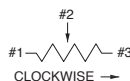
1. Multiturn / Cermet / Sealed
2. Available in both top and side adjustment
3. Units can be pre-adjusted at clockwise, counter-clockwise or standard 50 % position
4. RoHS compliant\*
5. For trimmer applications/processing guidelines, [click here](#)



PV12P



PV12T



### Top Adjustment

Part Number	Power Rating (W)	Number of Turns (Effective Rotation Angle)	Total Resistance Value	TCR (ppm/°C)
PV12P100A01B00	0.5 (70 °C)	4	10 ohm ± 10 %	±100
PV12P200A01B00	0.5 (70 °C)	4	20 ohm ± 10 %	±100
PV12P500A01B00	0.5 (70 °C)	4	50 ohm ± 10 %	±100
PV12P101A01B00	0.5 (70 °C)	4	100 ohm ± 10 %	±100
PV12P201A01B00	0.5 (70 °C)	4	200 ohm ± 10 %	±100
PV12P501A01B00	0.5 (70 °C)	4	500 ohm ± 10 %	±100
PV12P102A01B00	0.5 (70 °C)	4	1k ohm ± 10 %	±100
PV12P202A01B00	0.5 (70 °C)	4	2k ohm ± 10 %	±100
PV12P502A01B00	0.5 (70 °C)	4	5k ohm ± 10 %	±100
PV12P103A01B00	0.5 (70 °C)	4	10k ohm ± 10 %	±100
PV12P203A01B00	0.5 (70 °C)	4	20k ohm ± 10 %	±100
PV12P253A01B00	0.5 (70 °C)	4	25k ohm ± 10 %	±100
PV12P503A01B00	0.5 (70 °C)	4	50k ohm ± 10 %	±100
PV12P104A01B00	0.5 (70 °C)	4	100k ohm ± 10 %	±100
PV12P204A01B00	0.5 (70 °C)	4	200k ohm ± 10 %	±100
PV12P254A01B00	0.5 (70 °C)	4	250k ohm ± 10 %	±100
PV12P504A01B00	0.5 (70 °C)	4	500k ohm ± 10 %	±100
PV12P105A01B00	0.5 (70 °C)	4	1M ohm ± 10 %	±100

Operating Temperature Range: -55 to +125 °C  
Soldering Method: Wave (Single and Dual)



\*RoHS Directive 2015/863, Mar. 31, 2015 and Annex.  
Specifications are subject to change without notice. Users should verify actual device performance in their specific applications. The products described herein and this document are subject to specific legal disclaimers as set forth on the last page of this document, and at [www.bourns.com/docs/legal/disclaimer.pdf](http://www.bourns.com/docs/legal/disclaimer.pdf).



**WARNING**  
Cancer and Reproductive Harm  
[www.P65Warnings.ca.gov](http://www.P65Warnings.ca.gov)

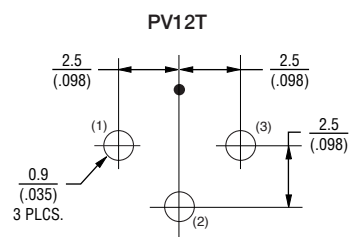
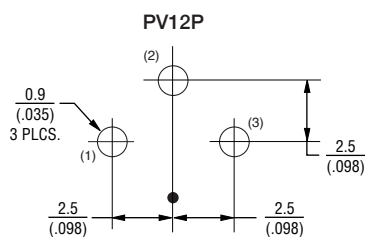
## Side Adjustment

Part Number	Power Rating (W)	Number of Turns (Effective Rotation Angle)	Total Resistance Value	TCR (ppm/°C)
PV12T100A01B00	0.5 (70°C)	4	10 ohm ± 10 %	±100
PV12T200A01B00	0.5 (70°C)	4	20 ohm ± 10 %	±100
PV12T500A01B00	0.5 (70°C)	4	50 ohm ± 10 %	±100
PV12T101A01B00	0.5 (70°C)	4	100 ohm ± 10 %	±100
PV12T201A01B00	0.5 (70°C)	4	200 ohm ± 10 %	±100
PV12T501A01B00	0.5 (70°C)	4	500 ohm ± 10 %	±100
PV12T102A01B00	0.5 (70°C)	4	1k ohm ± 10 %	±100
PV12T202A01B00	0.5 (70°C)	4	2k ohm ± 10 %	±100
PV12T502A01B00	0.5 (70°C)	4	5k ohm ± 10 %	±100
PV12T103A01B00	0.5 (70°C)	4	10k ohm ± 10 %	±100
PV12T203A01B00	0.5 (70°C)	4	20k ohm ± 10 %	±100
PV12T503A01B00	0.5 (70°C)	4	25k ohm ± 10 %	±100
PV12T503A01B00	0.5 (70°C)	4	50k ohm ± 10 %	±100
PV12T104A01B00	0.5 (70°C)	4	100k ohm ± 10 %	±100
PV12T204A01B00	0.5 (70°C)	4	200k ohm ± 10 %	±100
PV12T254A01B00	0.5 (70°C)	4	250k ohm ± 10 %	±100
PV12T504A01B00	0.5 (70°C)	4	500k ohm ± 10 %	±100
PV12T105A01B00	0.5 (70°C)	4	1M ohm ± 10 %	±100

Operating Temperature Range: -55 to +125 °C

Soldering Method: Wave (Single and Dual)

## Standard Mounting Holes



DIMENSIONS:  $\frac{\text{MM}}{\text{(INCHES)}}$

TOLERANCES:  $\pm \frac{0.1}{(.004)}$

EXCEPT WHERE NOTED

# BOURNS®

Specifications are subject to change without notice. Users should verify actual device performance in their specific applications. The products described herein and this document are subject to specific legal disclaimers as set forth on the last page of this document, and at [www.bourns.com/docs/legal/disclaimer.pdf](http://www.bourns.com/docs/legal/disclaimer.pdf).

## ■ Characteristics

Temperature Cycle	$\Delta TR$ : $\pm 2\%$ $\Delta V.S.S.$ : $\pm 1\%$
Humidity	$\Delta TR$ : $\pm 2\%$ IR : 100M ohm min.
Vibration (20G)	$\Delta TR$ : $\pm 1\%$ $\Delta V.S.S.$ : $\pm 1\%$
Shock (100G)	$\Delta TR$ : $\pm 1\%$ $\Delta V.S.S.$ : $\pm 1\%$
Temperature Load Life	$\Delta TR$ : $\pm 3\%$ $\Delta V.S.S.$ : $\pm 2\%$
Low Temperature Exposure	$\Delta TR$ : $\pm 3\%$ $\Delta V.S.S.$ : $\pm 1.5\%$
High Temperature Exposure	$\Delta TR$ : $\pm 3\%$ $\Delta V.S.S.$ : $\pm 1.5\%$
Rotational Life	$\Delta TR$ : $\pm 3\%$ (200 cycles)

$\Delta TR$  : Total Resistance Change  
 $\Delta V.S.S.$ : Voltage Setting Stability  
 IR : Insulation Resistance

## ■ Typical Part Marking

### 3-Digit Date Code and Manufacturing Code

- First digit indicates year of manufacture;
- Last two digits indicate week of manufacture;
- 4th digit is suffix for manufacturing location:  
C = Costa Rica

*Example:*

*604C = Manufactured in 2016, week 4, Costa Rica*

### Resistance Code

- Resistance code marking as shown in the *Part Numbering Resistance Table*.

## ■ Part Numbering

**PV 12 P 103 A01 B00**

Product ID \_\_\_\_\_  
PV = Trimming Potentiometer

Series \_\_\_\_\_  
12 = Lead Sealed 7 mm Round, 4-Turns

Adjustment Direction/Lead Type \_\_\_\_\_  
P = Top, Triangle  
T = Side, Triangle

Total Resistance \_\_\_\_\_  
Expressed by three figures.  
The first and second figures are significant digits;  
the third figure expresses the number of zeros  
that follow.

Resistance (Ohms)	Resistance Code
10	100
20	200
50	500
<b>100</b>	<b>101</b>
<b>200</b>	<b>201</b>
<b>500</b>	<b>501</b>
<b>1,000</b>	<b>102</b>
<b>2,000</b>	<b>202</b>
<b>5,000</b>	<b>502</b>
<b>10,000</b>	<b>103</b>
<b>20,000</b>	<b>203</b>
<b>25,000</b>	<b>253</b>
<b>50,000</b>	<b>503</b>
<b>100,000</b>	<b>104</b>
200,000	204
250,000	254
500,000	504
1,000,000	105

Popular distribution resistance values listed in boldface. Special resistances available.

Individual Specification \_\_\_\_\_  
A01 = Standard Type

Packaging \_\_\_\_\_  
B00 = Tube (50 pcs. per tube)

# BOURNS®

Specifications are subject to change without notice. Users should verify actual device performance in their specific applications. The products described herein and this document are subject to specific legal disclaimers as set forth on the last page of this document, and at [www.bourns.com/docs/legal/disclaimer.pdf](http://www.bourns.com/docs/legal/disclaimer.pdf).