



PZ1AL2V5B~PZ1AL75B

SILICON ZENER DIODE

Voltage

2.5~75 V

Power

1 W

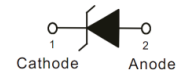
Features

- Silicon planar Zener diode
- Low profile surface-mount package
- Low leakage current
- Excellent stability
- High temperature soldering: 260 °C/10 seconds at terminals
- Lead free in compliance with EU RoHS 2.0
- Green molding compound as per IEC 61249 standard

Mechanical Data

- Case: SOD-123FL, plastic
- Terminals: Solderable per MIL-STD-750, Method 2026
- Polarity: Color band denotes cathode end
- Approx. Weight: 0.0006 ounces, 0.0173 grams

SOD-123FL



Maximum Ratings and Thermal Characteristics (T_A = 25 °C unless otherwise noted)

PARAMETER	SYMBOL	LIMIT	UNITS
Peak Pulse Power Dissipation at T _A = 25 °C	P _D ⁽¹⁾	1	W
ESD Voltage per IEC61000-4-2 (Air)	V _{ESD}	±30	kV
ESD Voltage per IEC61000-4-2 (Contact)		±30	
Typical Thermal Resistance	R _{θJA} ⁽²⁾	150	°C /W
Operating Junction Temperature Range	T _J	-55 to +150	°C
Storage Temperature Range	T _{STG}	-55 to +150	°C



PZ1AL2V5B~PZ1AL75B

Electrical Characteristics ($T_A = 25^\circ\text{C}$ unless otherwise noted)

Part Number	Nominal Zener Voltage				Nominal Zener Impedance				Max. Reverse Leakage Current		Marking Code
	$V_Z@I_{ZT}$				$Z_{ZT}@I_{ZT}$		$Z_{ZK}@I_{ZK}$		$I_R@V_R$		
	Nom. V	Min. V	Max. V	mA	Ω	mA	Ω	mA	μA	V	
PZ1AL2V5B	2.5	2.37	2.63	40	15	40	1500	1	200	0.7	2V5
PZ1AL3V6B	3.6	3.42	3.78	100	8	100	400	1	100	1	ACH
PZ1AL3V9B	3.9	3.71	4.10	100	8	100	400	1	50	1	BCH
PZ1AL4V3B	4.3	4.09	4.52	100	7	100	400	1	25	1	CCH
PZ1AL4V7B	4.7	4.47	4.94	100	7	100	500	1	10	1	DCH
PZ1AL5V1B	5.1	4.85	5.36	100	6	100	550	1	5	1	ECH
PZ1AL5V6B	5.6	5.32	5.88	100	4	100	600	1	10	2	FCH
PZ1AL6V0B	6	5.7	6.3	100	3	100	650	1	8	2	HCH
PZ1AL6V2B	6.2	5.89	6.51	100	3	100	700	1	5	2	ICH
PZ1AL6V8B	6.8	6.46	7.14	100	3	100	700	1	10	3	JCH
PZ1AL7V5B	7.5	7.13	7.88	100	2	100	700	0.5	10	3	KCH
PZ1AL8V2B	8.2	7.79	8.61	100	2	100	700	0.5	10	3	LCH
PZ1AL8V7B	8.7	8.27	9.14	50	3	50	700	0.5	10	4	MCH
PZ1AL9V1B	9.1	8.65	9.56	50	4	50	700	0.5	10	5	NCH
PZ1AL10B	10	9.50	10.50	50	4	50	700	0.25	7	7.5	PCH
PZ1AL11B	11	10.45	11.55	50	7	50	700	0.25	4	8.2	RCH
PZ1AL12B	12	11.40	12.60	50	7	50	700	0.25	3	9.1	SCH
PZ1AL13B	13	12.35	13.65	50	10	50	700	0.25	2	10	TCH
PZ1AL14B	14	13.30	14.70	50	10	50	700	0.25	2	11	UCH
PZ1AL15B	15	14.25	15.75	50	12	50	700	0.25	1	11	VCH
PZ1AL16B	16	15.20	16.80	25	15	25	700	0.25	1	12	WCH
PZ1AL17B	17	16.15	17.85	25	15	25	750	0.25	1	13	XCH
PZ1AL18B	18	17.10	18.90	25	15	25	750	0.25	1	13	YCH
PZ1AL19B	19	18.05	19.95	25	15	25	750	0.25	1	14	ZCH
PZ1AL20B	20	19.00	21.00	25	15	25	750	0.25	1	15	2CH
PZ1AL22B	22	20.90	23.10	25	15	25	750	0.25	1	16	3CH
PZ1AL24B	24	22.80	25.20	25	15	25	750	0.25	1	18	4CH
PZ1AL25B	25	23.75	26.25	25	15	25	750	0.25	1	19	6CH
PZ1AL27B	27	25.65	28.35	25	15	25	750	0.25	1	20	7CH



PZ1AL2V5B~PZ1AL75B

Electrical Characteristics ($T_A = 25^\circ\text{C}$ unless otherwise noted)

Part Number	Nominal Zener Voltage				Nominal Zener Impedance				Max. Reverse Leakage Current		Marking Code
	$V_Z@I_{ZT}$				$Z_{ZT}@I_{ZT}$		$Z_{ZK}@I_{ZK}$		$I_R@V_R$		
	Nom. V	Min. V	Max. V	mA	Ω	mA	Ω	mA	uA	V	
PZ1AL28B	28	26.60	29.40	25	15	25	850	0.25	1	21	9CH
PZ1AL30B	30	28.50	31.50	25	15	25	1000	0.25	1	22	AEH
PZ1AL33B	33	31.35	34.65	25	15	25	1000	0.25	1	24	BEH
PZ1AL36B	36	34.20	37.80	10	40	10	1000	0.25	1	27	CEH
PZ1AL39B	39	37.05	40.95	10	40	10	1000	0.25	1	30	DEH
PZ1AL43B	43	40.85	45.15	10	45	10	1500	0.25	1	33	EEH
PZ1AL47B	47	44.65	49.35	10	45	10	1500	0.25	1	36	FEH
PZ1AL51B	51	48.45	53.55	10	60	10	1500	0.25	1	39	HEH
PZ1AL56B	56	53.20	58.80	10	60	10	2000	0.25	1	43	IEH
PZ1AL62B	62	58.90	65.10	10	80	10	2000	0.25	1	47	JEH
PZ1AL68B	68	64.60	71.40	10	80	10	2000	0.25	1	51	KEH
PZ1AL75B	75	71.25	78.75	10	100	10	2000	0.25	1	56	LEH

NOTES:

1. Mounted on a 5mm^2 copper pads to each terminal.
2. Mounted on a FR-4 PCB, single-sided copper, mini pad .



PZ1AL2V5B~PZ1AL75B

TYPICAL CHARACTERISTIC CURVES

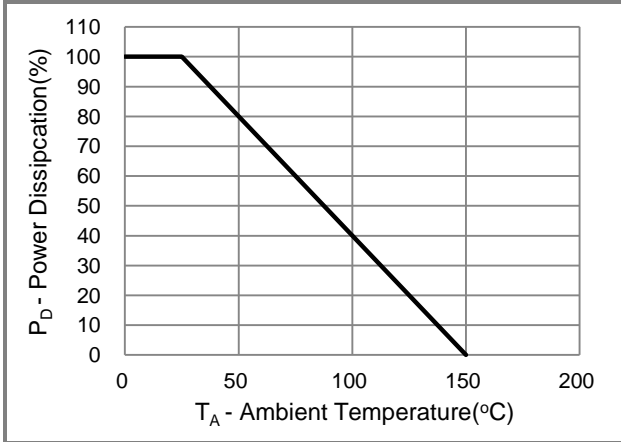


Fig.1 Power Derating Curve

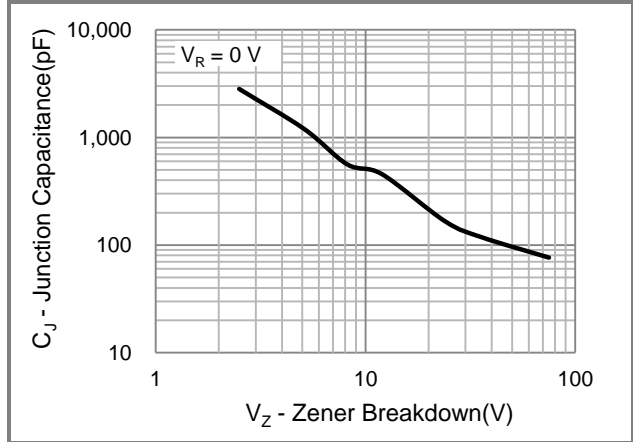


Fig.2 Typical Junction Capacitance

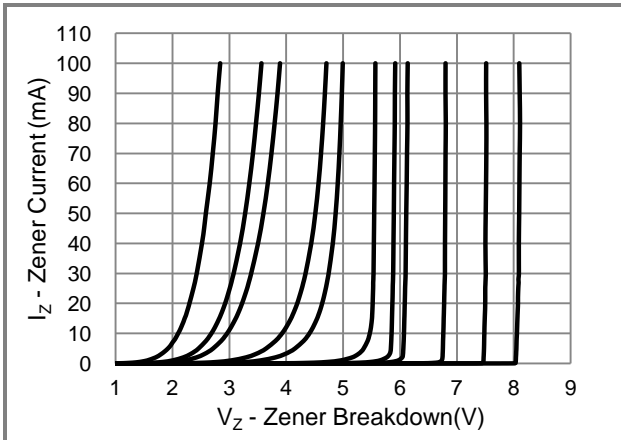


Fig.3 Typical Zener Breakdown

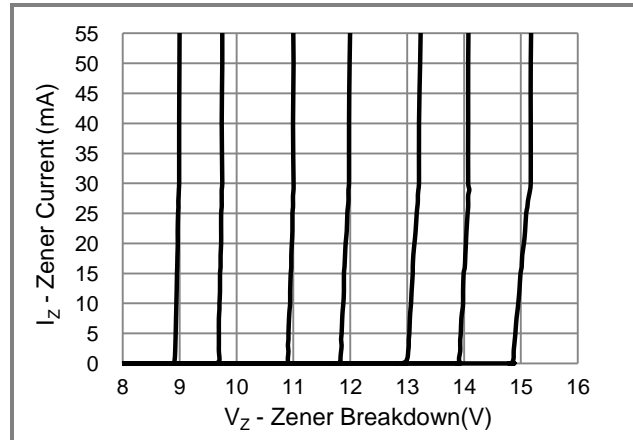


Fig.4 Typical Zener Breakdown

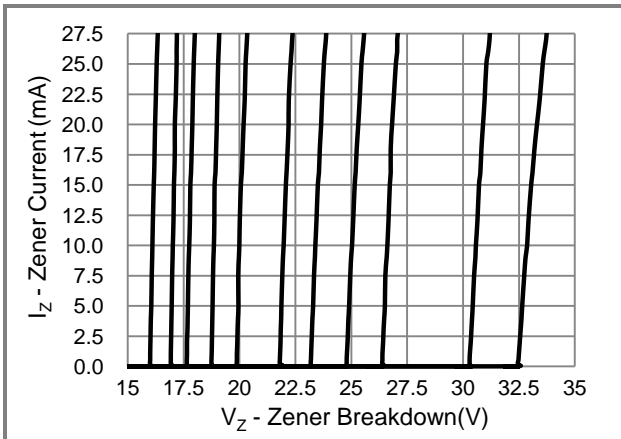


Fig.5 Typical Zener Breakdown

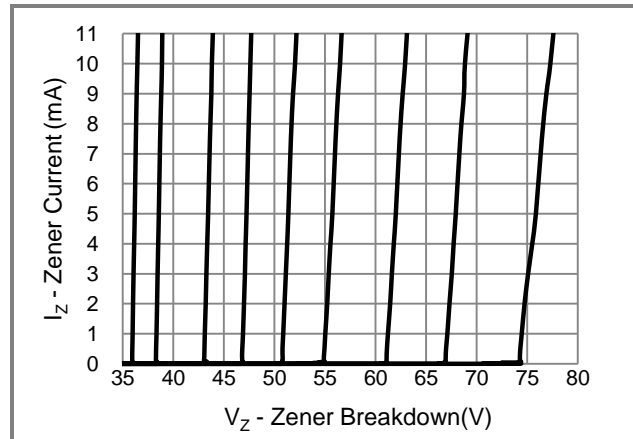


Fig.6 Typical Zener Breakdown



PZ1AL2V5B~PZ1AL75B

Part No Packing Code Version

Part No Packing Code	Package Type	Packing Type	Marking	Version
PZ1AL2V5B_R1_00001	SOD-123FL	3K pcs / 7" reel	2V5	Halogen free

Packaging Information & Mounting Pad Layout

