

PuIM-10G4SF-XL710-BP

Intel® Ethernet Controller XL710-BM1 based Network Interface Card with four 10GbE Fiber ports, two pair Bypass



Features

- 1 x Intel® Ethernet Controller XL710-BM1
- 4 x Fiber LC (SR or LR) interface
- PCIe 3.0 x8
- Two LAN bypass model available

Specifications

Model Name	PuIM-10G4SF-XL710-BP
Form Factor	IEI Networking Module - PuIM
NIC	Intel® Ethernet Controller XL710-BM1
LAN Bypass	Yes
LAN Interface	Fiber LC (SR or LR)
Speed	1GbE/10GbE
Ports	4
Host Interface	PCIe 3.0 x8
Storage Temp.	-20°C ~ 75°C (-4°F ~ 167°F)
Operating Temp.	0°C ~ 40°C (32°F ~ 104°F)
Humidity	5% ~ 90% RH, Non-condensing
Dimensions (mm)	165.50 (L) x 77.8 (W) x 44.2 (H)
Compliance	RoHS

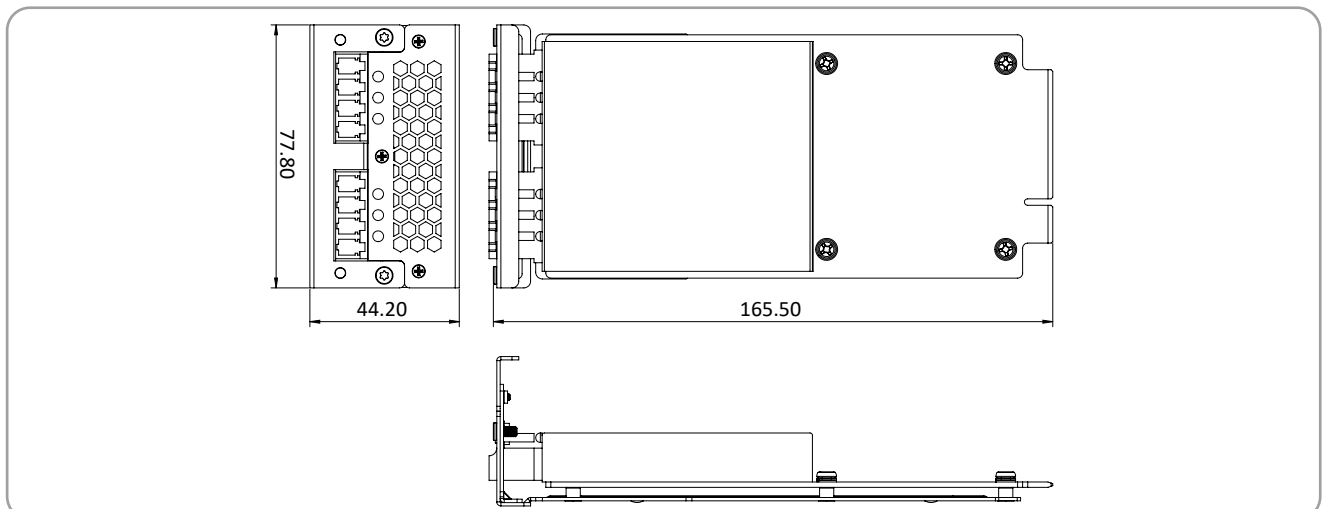
Packing List

1 x PuIM-10G4SF-XL710-BP module	1 x L-shaped T10 Plum Wrench
2 x Torx Screws	1 x QIG

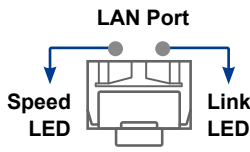
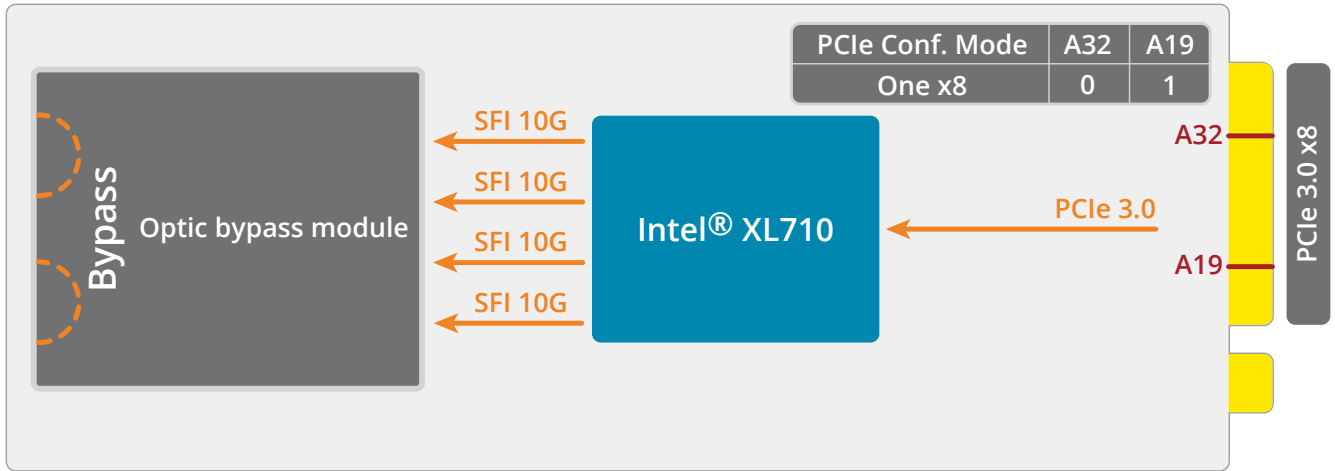
Ordering Information

Part No.	Description
PuIM-10G4SF-XL710-BP-R10	Intel® Ethernet Controller XL710-BM1 based Network Interface Card with four 10GbE Fiber ports, two pair Bypass, RoHS

Dimensions (Unit: mm)



▶ Block Diagram



LED	State	Description
Link (Right)	Yellow ■	Active
Speed (Left)	Green ■	25 Gbps data rate
Off (Left/Right)	Off	Bypass function

▶ Hardware Installation

Install the PuIM-10G4SF-XL710-BP networking module into the slot of the PUZZLE series. The Slot A supports 8 lanes from CPU (1 PCIe x8 or 2 PCIe x4); the Slot B supports 8 lanes from PCH (2 PCIe x4 or 4 PCIe x2).

When the PuIM-10G4SF-XL710-BP is installed into the Slot B, the LAN ports function normally, but with half of the bandwidth.

