

# RF AMPLIFIER

## MODEL QBH-2832-04

Available as: QBH-2832-04, 080-22567-0001  
 QBH-2832-04LF (RoHs Compliant)

The QBH-2832-04 replaces the original QBH-2832 & QBH-2832-02. The new QBH-2832-04 uses the same circuitry as both models, same Form, Fit & Function, but with an improved interior substrate for durability and long lasting performance.

### Features

- High Gain: 35.5 dB Typical
- High Power: +33 dBm Typical
- Replaces Old Motorola "2832" Design

### Specifications<sup>2</sup>

CHARACTERISTIC	TYPICAL Ta= 25 °C	MIN/MAX Ta=+25 °C
Frequency	1 - 200 MHz	1 - 200 MHz
Gain (dB)	35.5	34 Min/ 37 Max.
Gain vs. Temperature	—	—
Gain Flatness	±0.5	± 1.0 Max.
Reverse Isolation (dB)	45	—
VSWR	In 1.5:1 Out 1.5:1	2.0:1 Max. 2.0:1 Max.
1 dB Compression (dBm)	+33	+31 Min.
3rd Order Intercept (dBm)	+48	+45 Min.
Noise Figure (dB)	4.5	6.0 Max.
Power	Vdc +28 mA 435	+28 470 Max.

#### Notes:

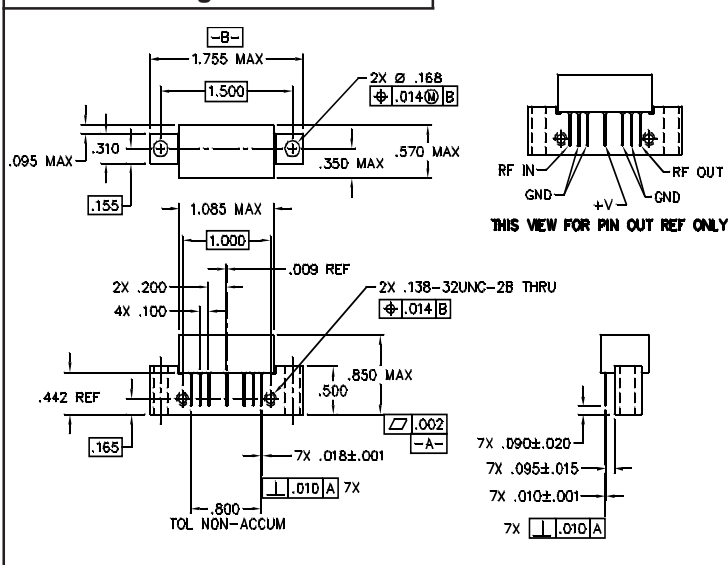
- Maximum operating temperature is defined as that temperature which, if exceeded for extended periods, could result in premature unit failure. This data is provided for user reliability information. This may or may not represent the maximum temperature for electrical parameter specifications.
- Min/Max specifications are guaranteed when tested in a 50 Ohm system.

Revision 3/15/2013

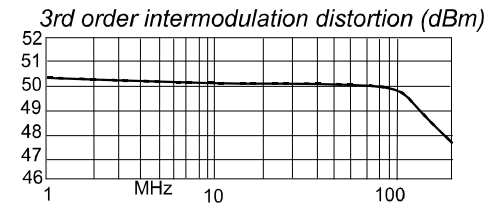
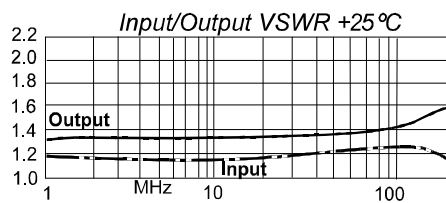
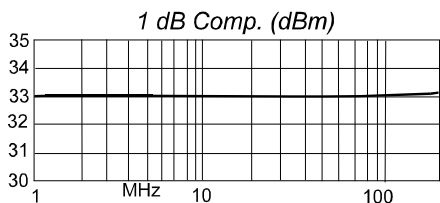
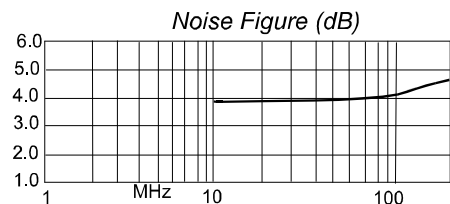
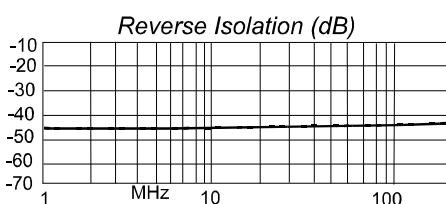
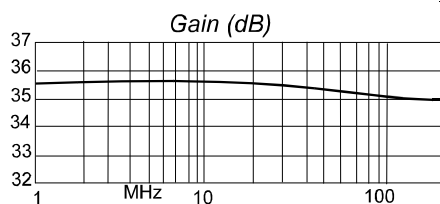
### Absolute Maximum (No Damage) Ratings

Operating Temperature<sup>1</sup> ..... -20 °C to +90 °C  
 Storage Temperature ..... -40 °C to + 100 °C  
 DC Voltage ..... + 30 Volts  
 Continuous RF Input Power ..... + 5 dBm  
 Short Term RF Input Power .... 100 Milliwatts (1 Minute Max.)  
 Maximum Peak Power ..... 0.1 Watt (3 μsec Max.)

### Outline Drawing: 080-22567-0001



### Typical Performance Data



Legend ——— + 25 °C

