

STRAIGHT BULKHEAD JACKS, FULL CRIMP TYPE, FOR FLEXIBLE CABLE

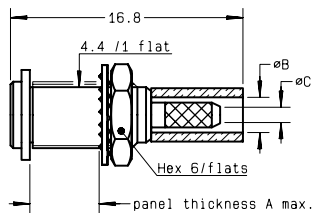
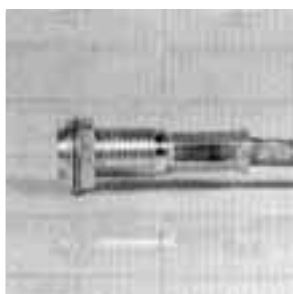


Fig. 1

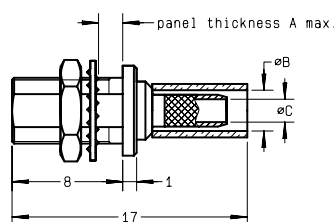


Fig. 2

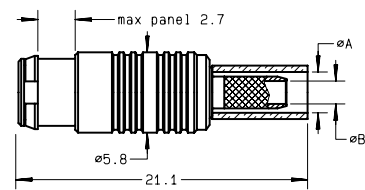
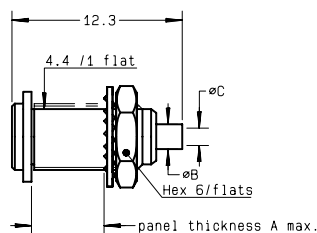
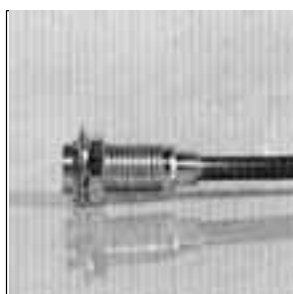


Fig. 3

cable group	part number	fig.	imp. (Ω)	dimensions (mm)			captive center contact	mounting	panel	finish	note
				A	B	C					
2 /50/ S	R113 306 000	1	50	5	2.55	1.1	no	M 01	P 02	Gold	
2 /50/ S	R113 306 020●	1	50	5	2.55	1.1	no	M 01	P 02	Nickel	
2.6/50/ S	R113 310 000	1	50	5	2.95	1.65	yes	M 01	P 02	Gold	
2.6/50/ S	R113 310 020●	1	50	5	2.95	1.65	yes	M 01	P 02	Nickel	
2.6/50/ S	R113 312 000●	2	50	5	2.95	1.65	yes	M 01	P 02	Gold	Rear mount
2.6/50/ D	R113 311 000●	1	50	5	3.25	1.65	yes	M 01	P 02	Gold	
2.6/50/ D	R113 311 020●	1	50	5	3.25	1.65	yes	M 01	P 02	Nickel	
2.6/75/ S	R213 238 007	3	75	2.95	1.7		yes	M 01	P 01	BBR	Snap mount Panel thickness 2.5 _{-0.1}
2.6/75/ D	R213 239 007	3	75	3.25	1.7		yes	M 01	P 01	BBR	

STRAIGHT BULKHEAD JACKS, SOLDER TYPE, FOR SEMI-RIGID CABLE



cable group	part number	imp. (Ω)	dimensions (mm)			captive center contact	mounting	panel	finish
			A	B	C				
.047	R113 301 000●	50	5	2	1.3	no	M 04	P 02	Gold
.047	R113 301 020●	50	2.6	2	1.3	no	M 04	P 02	BBR
.085	R113 303 000●	50	2.6	3	2.25	no	M 04	P 02	Gold
.085	R113 303 020●	50	2.6	3	2.25	no	M 04	P 02	BBR

● Upon request.