

### REAR END DESIGN : UNIVERSAL

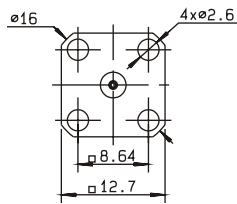


Fig. 1

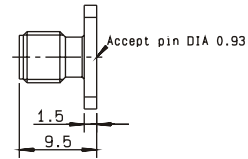


Fig. 2

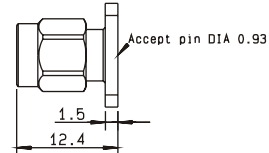


Fig. 3

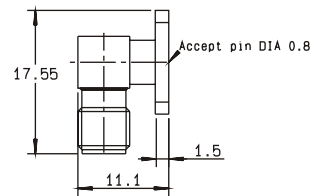
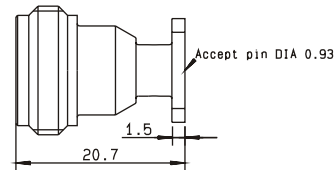


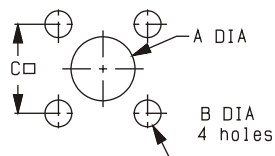
Fig. 4



series	part number	fig.	imp.	captive center contact	Center contact	cut out	body material	finish
Commercial SMA	R124 410 000	1	50	yes	female	P01	brass	BBR
	R124 410 003	1	50	yes		P01		Gold
SMA	R125 410 000	1	50	yes	female	P01	stainless steel	Gold
	R125 410 001	1	50	yes		P01		Passivated
	R125 430 000	2	50	yes		P01		Gold
	R125 430 001	2	50	yes		P01		Passivated
N	R125 670 001	3	50	yes	female	P01	brass	Passivated
	R161 418 500	4	50	yes		P01		BBR

### PANEL CUT OUT

#### P01



	MM	
	maxi	mini
A	4.2	4.1
B	2.7	2.6
C	8.69	8.59