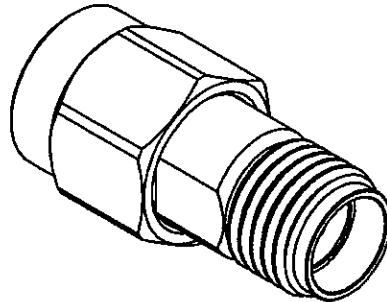
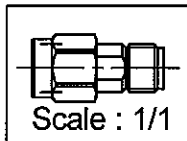
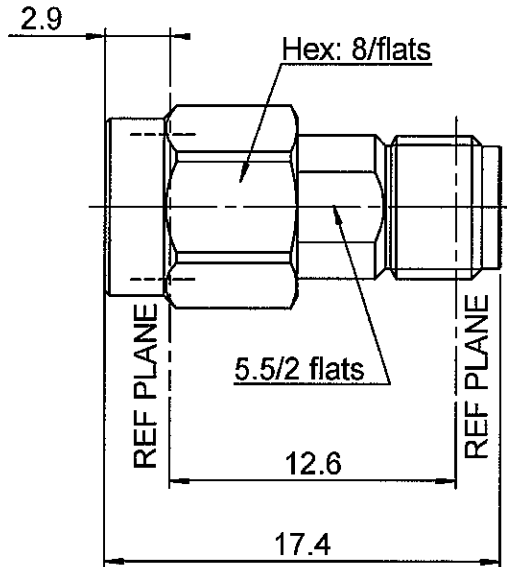


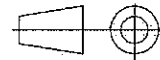
MALE-FEMALE ADAPTOR

R125.704.000

Series : SMA



All dimensions are in mm.



COMPONENTS	MATERIALS	PLATINGS (µm)
BODY	STAINLESS STEEL	GOLD 0.5 OVER NICKEL 2
CENTER CONTACT	BERYLLIUM COPPER	GOLD 2.5 OVER NICKEL 2
OUTER CONTACT	-	-
INSULATOR	PTFE	-
GASKET	SILICONE RUBBER	-
OTHERS PARTS	STAINLESS STEEL	GOLD 0.5 OVER NICKEL 2
-	-	-
-	-	-

Issue : 0519 G

In the effort to improve our products, we reserve the right to make changes judged to be necessary.



MALE-FEMALE ADAPTOR

R125.704.000

Series : SMA

PACKAGING

Standard	Unit	Other
1	-	Contact us

SPECIFICATION

ELECTRICAL CHARACTERISTICS

Impedance		50 Ω
Frequency		0-18 GHz
VSWR	1.05 +	0.005 x F(GHz) Maxi
Insertion loss		0.07 √F(GHz) dB Maxi
RF leakage	- (60 - F(GHz)) dB Maxi
Voltage rating		500 Veff Maxi
Dielectric withstanding voltage		1000 Veff mini
Insulation resistance		5000 MΩ mini

ENVIRONMENTAL

Operating temperature	-65/+165 °C
Hermetic seal	NA Atm.cm3/s
Panel leakage	NA

OTHERS CHARACTERISTICS

Assembly instruction NA

Others :
-

MECHANICAL CHARACTERISTICS

Center contact retention	
Axial force – Mating end	27 N mini
Axial force – Opposite end	27 N mini
Torque	2.8 N.cm mini
Recommended torque	
Mating	110 N.cm
Panel nut	NA N.cm
Mating life	500 Cycles mini
Weight	3.300 g

Issue : 0519 G

In the effort to improve our products, we reserve the right to make changes judged to be necessary.



RADIALL®