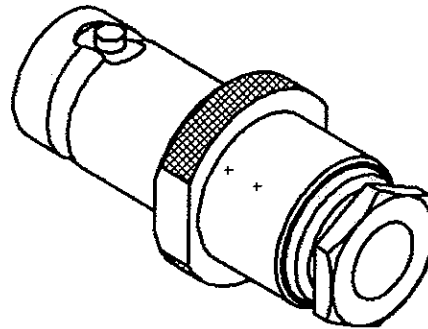
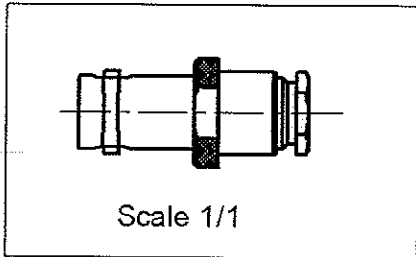
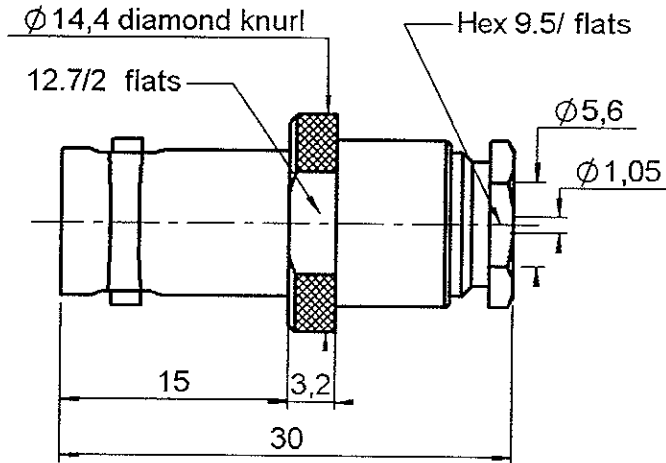


STRAIGHT JACK CLAMP TYPE

R141.206.000

CABLE 5/50 S

Series : BNC



All dimensions are in mm.



COMPONENTS	MATERIALS	PLATINGS (µm)
BODY	BRASS	NICKEL 2
CENTER CONTACT	BERYLLIUM COPPER	GOLD 0.5 OVER NICKEL 2
OUTER CONTACT	-	-
INSULATOR	PTFE	-
GASKET	SILICONE RUBBER	-
OTHERS PARTS	BRASS	NICKEL 2
-	-	-
-	-	-

Issue : 0326 X

In the effort to improve our products, we reserve the right to make changes judged to be necessary.



STRAIGHT JACK CLAMP TYPE

R141.206.000

CABLE 5/50 S

Series : BNC

PACKAGING

Standard	Unit	Other
100	'W' option	Contact us

SPECIFICATION

ELECTRICAL CHARACTERISTICS

Impedance		50	Ω
Frequency		0-4	GHz
VSWR	1.2 +	0.000	x F(GHz) Maxi
Insertion loss		0.115	√F(GHz) dB Maxi
RF leakage	- (57	- F(GHz)) dB Maxi
Voltage rating		500	Veff Maxi
Dielectric withstanding voltage		1500	Veff mini
Insulation resistance		5000	MΩ mini

CABLE ASSEMBLY

Stripping	a	b	c	d	e	f
mm	2.50	7.00	0.00	0.00	3.00	0.00

Assembly instruction : **Clamp 03**

Recommended cable(s)
 KX 15
 RG 141
 RG 58

Characteristics indicated on this data sheet are those that can be achieved with the highest performance cable. Intrinsic limitations of the cable may diminish the performance of the assembly

Cable retention

- pull off **180 N mini**
- torque **NA N.cm**

MECHANICAL CHARACTERISTICS

Center contact retention		
Axial force – Mating end	NA	N mini
Axial force – Opposite end	NA	N mini
Torque	NA	N.cm mini

TOOLING

Part Number	Description	Hexagon
.	.	.

Recommended torque		
Mating	NA	N.cm
Panel nut	NA	N.cm
Clamp nut	150	N.cm
A/F clamp nut	9.500	mm

OTHERS CHARACTERISTICS

Mating life	500	Cycles mini
Weight	17.000	g

ENVIRONMENTAL

Operating temperature	-65/+165	°C
Hermetic seal	NA	Atm.cm3/s
Panel leakage	NA	

Issue : 0326 X

In the effort to improve our products, we reserve the right to make changes judged to be necessary.



RADIALL®