

IN SERIES ADAPTERS

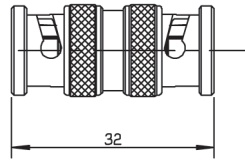


Fig. 1

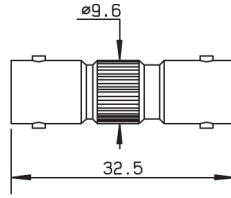


Fig. 2

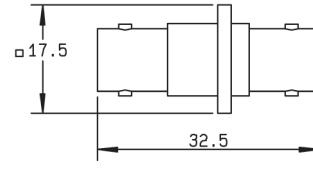


Fig. 3

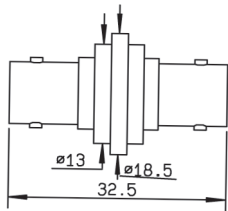


Fig. 4

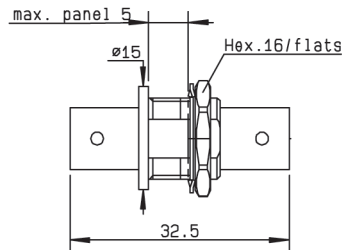


Fig. 5

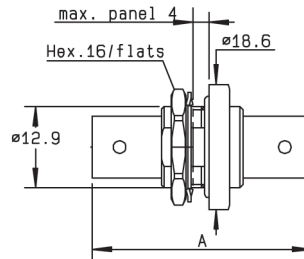


Fig. 6

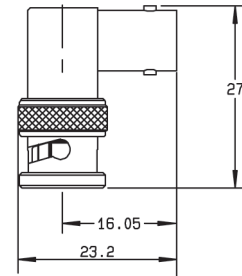


Fig. 7

Part number	Fig.	Captive center contact	Dimension A (mm)	Flange holes	Panel drilling	Note		
R141 703 000	1	yes				Male - male		
R141 704 000	2					Female - female		
R141 710 000	3				4 x M2.5	P13	Female - female square flange	
R141 717 000	4				4 x 2.6	P02	Female - female square insulated flange	
R141 720 000	5					P17	Female - female bulkhead	
R141A 720 000							Female - female bulkhead/ECO version	
R141 723 000							P17 or P20	Female - female insulated bulkhead
R141 723 161								Female - female insulated bulkhead/commercial version
R141 730 000	6			35.7			Female - female panel sealed bulkhead	
R141 753 000				35.3		P17	Female - female hermetically sealed bulkhead	
R141 770 000	7						Male - female right angle	

To download data sheets and assembly instructions, visit www.radiall.com & enter the part number in the Search box. **Bold part numbers** represent products typically in stock & available for immediate shipment. See page 8 and 9 for packaging information.