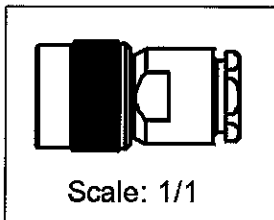
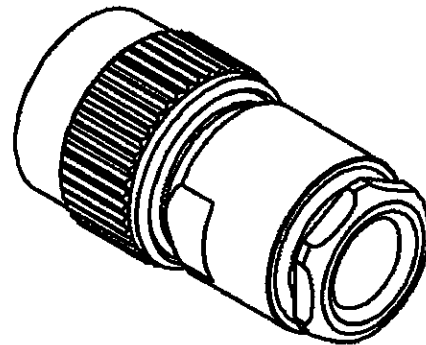
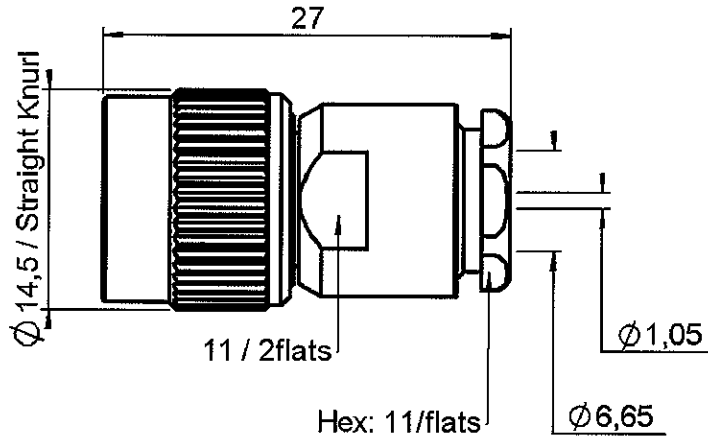


STRAIGHT PLUG CLAMP TYPE

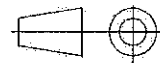
R143.012.000

CABLE 6/75+93

Series : TNC



All dimensions are in mm.



COMPONENTS	MATERIALS	PLATINGS (μm)
BODY	BRASS	NICKEL 2
CENTER CONTACT	BRASS	GOLD 0.5 OVER NICKEL 2
OUTER CONTACT	-	-
INSULATOR	PTFE	-
GASKET	SILICONE RUBBER	-
OTHERS PARTS	BRASS	NICKEL 2
-	-	-
-	-	-

Issue : 0619 S

In the effort to improve our products, we reserve the right to make changes judged to be necessary.



STRAIGHT PLUG CLAMP TYPE

R143.012.000

CABLE 6/75+93

Series : TNC

PACKAGING

Standard	Unit	Other
1	-	Contact us

SPECIFICATION

ELECTRICAL CHARACTERISTICS

Impedance		50 Ω
Frequency		0-11 GHz
VSWR	1.30 + 0,0000	x F(GHz) Maxi
Insertion loss		0.06 √F(GHz) dB Maxi
RF leakage	- (57 - F(GHz)) dB Maxi
Voltage rating		500 Veff Maxi
Dielectric withstanding voltage		1500 Veff mini
Insulation resistance		5000 MΩ mini

CABLE ASSEMBLY

Stripping	a	b	c	d	e	f
mm	2,50	7,00	0,00	0,00	3,00	0,00

Assembly instruction : **Clamp 02**

Recommended cable(s)
 RG 62
 KX 6A
 RG 59

Cable retention
 - pull off **180** N mini
 - torque **NA** N.cm

MECHANICAL CHARACTERISTICS

Center contact retention		
Axial force – Mating end	NA	N mini
Axial force – Opposite end	27	N mini
Torque	NA	N.cm mini

TOOLING

Part Number	Description	Hexagon
.	.	.

Recommended torque		
Mating	NA	N.cm
Panel nut	NA	N.cm
Clamp nut	450	N.cm
A/F clamp nut	11,0000	mm

Mating life	500	Cycles mini
Weight	17,0730	g

OTHERS CHARACTERISTICS

ENVIRONMENTAL

Operating temperature	-65/+165	°C
Hermetic seal	NA	Atm.cm3/s
Panel leakage	NA	

Issue : 0619 S

In the effort to improve our products, we reserve the right to make changes judged to be necessary.



RADIALL®