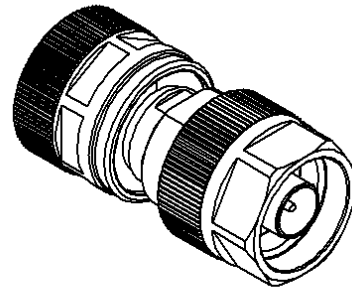
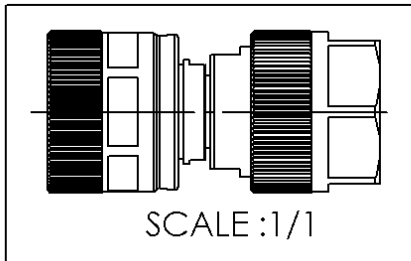
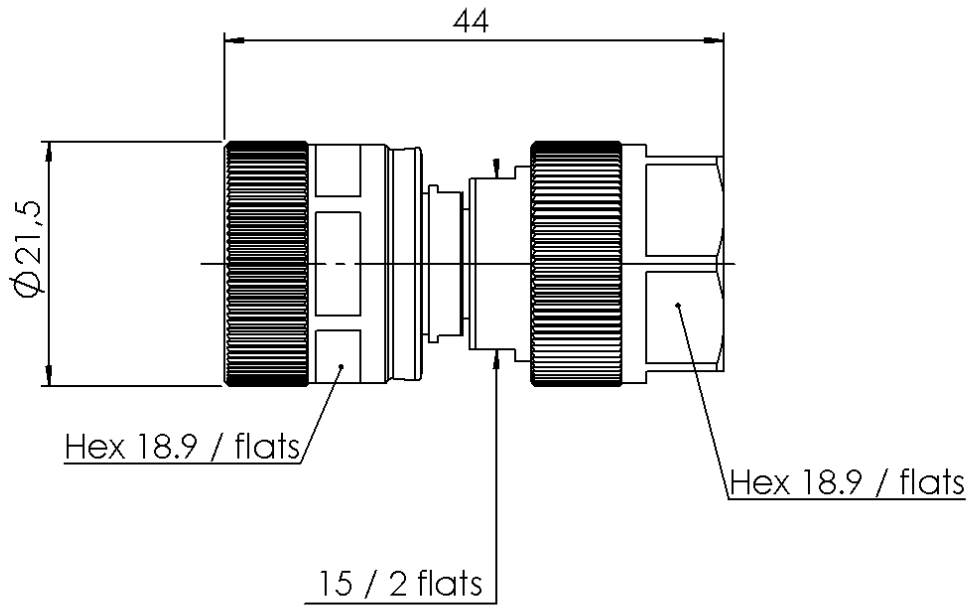


PC7 - N 18 MALE STRAIGHT ADAPTER

R191.025.000

Série : ADAPT



All dimensions are in mm.



COMPONENTS	MATERIALS	PLATING (μm)
BODY	STAINLESS STEEL	GOLD 1.3 OVER NICKEL 2
CENTER CONTACT	BERYLLIUM COPPER	GOLD 1.3 OVER NICKEL 2
OUTER CONTACT	-	-
INSULATOR	ULTEM	-
GASKET	-	-
OTHERS PARTS	BRASS	NICKEL 2
-	-	-
-	-	-

Issue : 0647 Q

In the effort to improve our products, we reserve the rights to make changes judged to be necessary.



PC7 - N 18 MALE STRAIGHT ADAPTER

R191.025.000

Série : ADAPT

PACKAGING

SPECIFICATION

Standard	Unit	Other
1		Contact us

ELECTRICAL CHARACTERISTICS

ENVIRONMENTAL

Impedance		50 Ω
Frequency		0-18 GHz
VSWR	1.05 +	0,0100 x F(GHz) Maxi
Insertion loss		0.048 √F(GHz) dB Maxi
RF leakage	- (- F(GHz)) dB Maxi
Voltage rating		1400 Veff Maxi
Dielectric withstanding voltage		2500 Veff mini
Insulation resistance		5000 MΩ mini

Operating		+13/+33 °C
Hermetic seal		NA Atm.cm3/s
Panel leakage		NA

MECHANICAL CHARACTERISTICS

OTHER CHARACTERISTICS

Center contact retention		
Axial force – Mating end		27 N mini
Axial force – Opposite end		27 N mini
Torque		3 N.cm mini
Recommended torque		
Mating	PC7	0 N.cm
	N	0 N.cm
	-	- N.cm
Panel nut		NA N.cm
Mating life		500 Cycles mini
Weight		71,8700 g

Issue : 0647 Q

In the effort to improve our products, we reserve the rights to make changes judged to be necessary.

