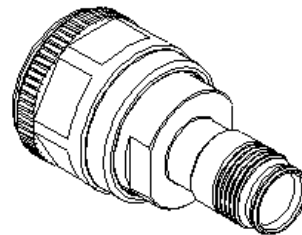
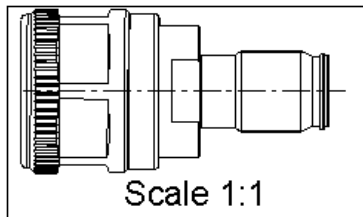
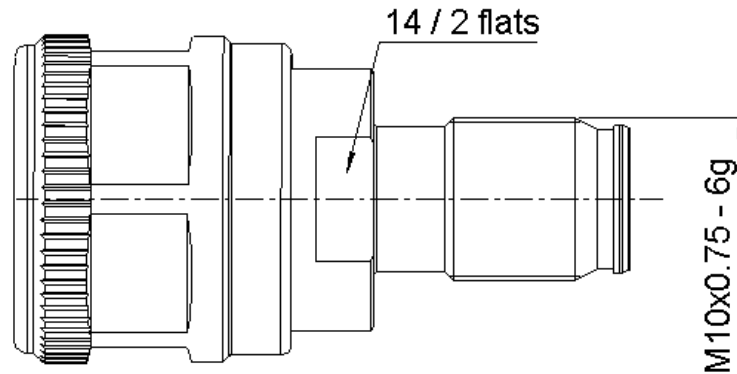
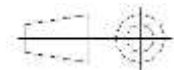


PAGE 1/2	ISSUE 09-03-17A	SERIES ADAPTER	PART NUMBER R191.629.007
----------	-----------------	-------------------	--------------------------



All dimensions are in mm.



COMPONENTS	MATERIALS	PLATING (µm)
Body	BRASS	BBR
Center contact	BERYLLIUM COPPER	SILVER
Outer contact	-	-
Insulator	PTFE	
Gasket	SILICONE RUBBER	
Others parts	BRASS	BBR
-	-	-
-	-	-

PAGE 2/2	ISSUE 09-03-17A	SERIES ADAPTER	PART NUMBER R191.629.007
-----------------	------------------------	--------------------------	---------------------------------

PACKAGING

Standard	Unit	Other
1	Contact us	Contact us

ELECTRICAL CHARACTERISTICS

Impedance		50	Ω
Frequency		0-11	GHz
VSWR	* +	0.0000	x F(GHz) Maxi
Insertion loss		**	√F(GHz) dB Maxi
RF leakage	- (NA	- F(GHz)) dB Maxi
Voltage rating		335	Veff Maxi
Dielectric withstanding voltage		1000	Veff mini
Insulation resistance		5000	MΩ mini

MECHANICAL CHARACTERISTICS

Center contact retention			
Axial force – Mating End		27	N mini
Axial force – Opposite end		27	N mini
Torque		NA	N.cm mini
Recommended torque			
Mating	NEX10	NA	N.cm
	N type	NA	N.cm
		NA	N.cm
Panel nut		NA	N.cm
Mating life		100	Cycles mini
Weight		NA	g

ENVIRONMENTAL

Operating	-55~+125	°C
Hermetic seal	NA	Atm.cm3/s
Panel leakage	NA	

SPECIFICATION

OTHER CHARACTERISTICS

*.0~3GHz VSWR≤1.05, 3~6GHz VSWR≤1.1

**..0~3GHz IL≤0.1dB, 3-6GHz≤0.13dB