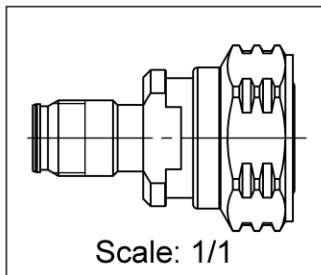
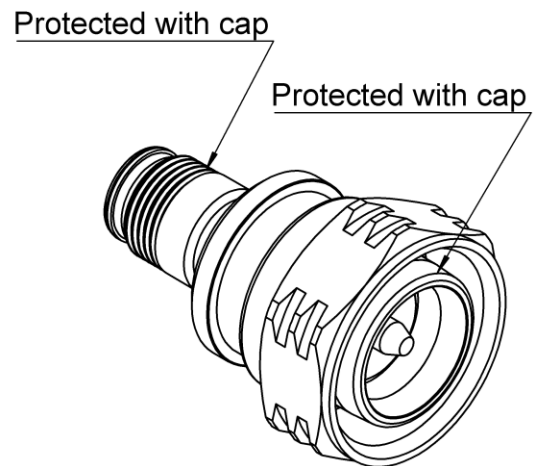
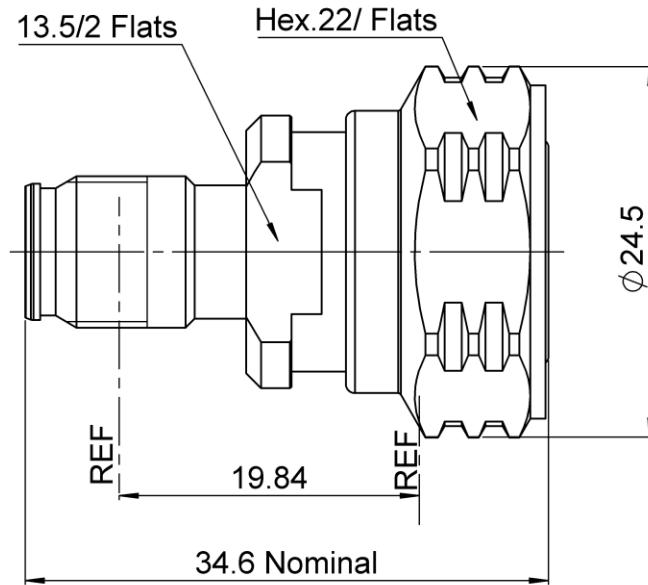
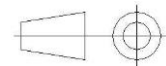


PAGE 1/2	ISSUE 05-02-18A	SERIES ADAPTER	PART NUMBER R191633016
----------	-----------------	----------------	------------------------



All dimensions are in mm. Tolerances according ISO 2768 m-H



COMPONENTS	MATERIALS	PLATING (µm)
Body	BRASS.	HEP2R
Center contact	BERYLLIUM COPPER	SILVER
Outer contact		
Insulator	PTFE	
Gasket	SILICONE RUBBER	
Others parts	BRASS.	HEP2R
-	-	-
-	-	-

PAGE 2/2	ISSUE 05-02-18A	SERIES ADAPTER	PART NUMBER R191633016
-----------------	------------------------	--------------------------	-------------------------------

PACKAGING

Standard	Unit	Other
1	Contact us	Contact us

ELECTRICAL CHARACTERISTICS

Impedance		50	Ω
Frequency		0-6	GHz
VSWR	TBT +	0.0000	x F(GHz) Maxi
Insertion loss		TBT	\sqrt{F} (GHz) dB Maxi
RF leakage	- (NA	- F(GHz)) dB Maxi
Voltage rating		500	Veff Maxi
Dielectric withstanding voltage		1500	Veff mini
Insulation resistance		5000	M Ω mini

ENVIRONMENTAL

Operating	-55/+90	$^{\circ}\text{C}$
Hermetic seal	NA	Atm.cm3/s
Panel leakage	NA	

MECHANICAL CHARACTERISTICS

Center contact retention			
Axial force – Mating End		30	N mini
Axial force – Opposite end		30	N mini
Torque		NA	N.cm mini

SPECIFICATION

OTHER CHARACTERISTICS

PIM3<-123dBm, 2 X 20W,1.8GHz

Recommended torque			
Mating	NEX10	0	N.cm
	4.3-10	500	N.cm
		0	N.cm
Panel nut		NA	N.cm
Mating life		100	Cycles mini
Weight		40.8500	g