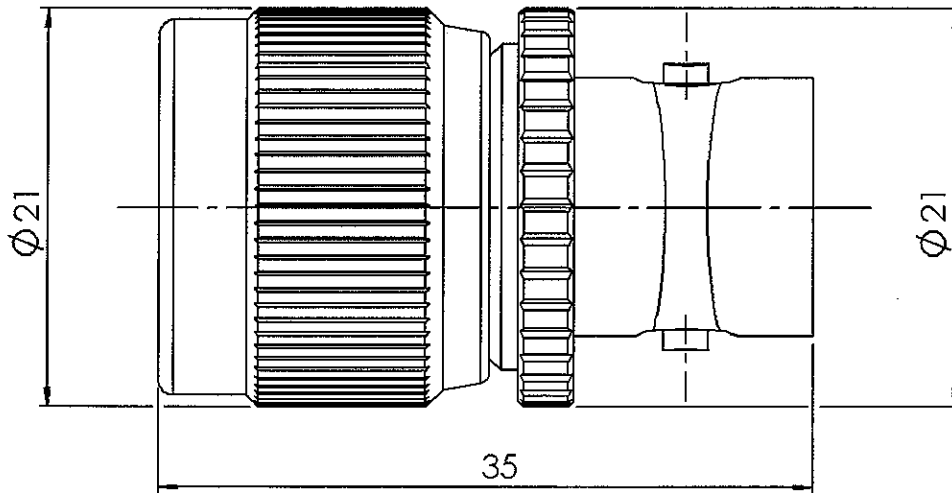


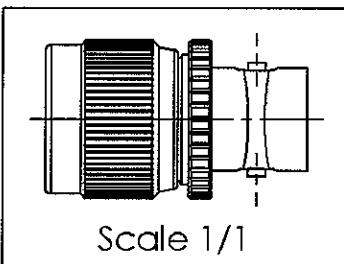
N MALE - C FEMALE STRAIGHT ADAPTER

R191.703.000

Série : ADAPT

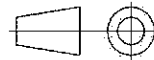
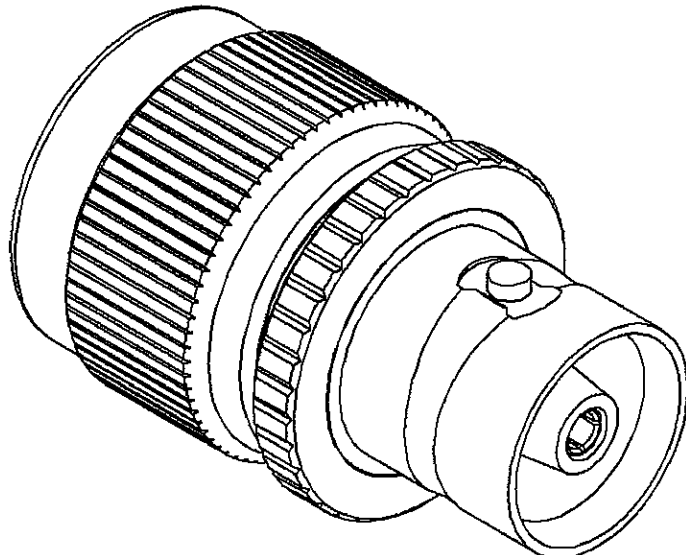


35



Scale 1/1

All dimensions are in mm.



COMPONENTS	MATERIALS	PLATING (µm)
BODY	BRASS	NICKEL 2
CENTER CONTACT	BERYLLIUM COPPER	GOLD 0.5 OVER NICKEL 2
OUTER CONTACT	BRASS	NICKEL 2
INSULATOR	PTFE	
GASKET	SILICONE RUBBER	
OTHERS PARTS	BRASS	NICKEL 2
-	-	-
-	-	-

Issue : 0303 S

In the effort to improve our products, we reserve the rights to make changes judged to be necessary.



N MALE - C FEMALE STRAIGHT ADAPTER

R191.703.000

Série : **ADAPT**

PACKAGING

Standard	Unit	Other
1	-	Contact us

SPECIFICATION

ELECTRICAL CHARACTERISTICS

Impedance	50	Ω
Frequency	0-11	GHz
VSWR	1.35 + 0,0000	x F(GHz) Maxi
Insertion loss	.005	√F(GHz) dB Maxi
RF leakage	- (- F(GHz)) dB Maxi
Voltage rating	-	Veff Maxi
Dielectric withstanding voltage	1500	Veff mini
Insulation resistance	5000	MΩ mini

ENVIRONMENTAL

Operating	-55/+155	° C
Hermetic seal	NA	Atm.cm3/s
Panel leakage	NA	

MECHANICAL CHARACTERISTICS

Center contact retention		
Axial force – Mating end	27	N mini
Axial force – Opposite end	27	N mini
Torque	NA	N.cm mini
Recommended torque		
Mating	N	0 N.cm
	C	0 N.cm
	-	0 N.cm
Panel nut	NA	N.cm
Mating life	0	Cycles mini
Weight	22,6100	g

OTHER CHARACTERISTICS

Issue : 0303 S

In the effort to improve our products, we reserve the rights to make changes judged to be necessary.



RADIALL®