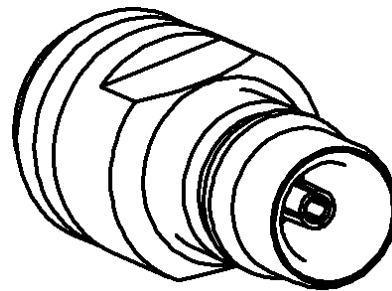
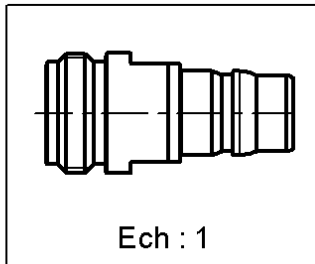
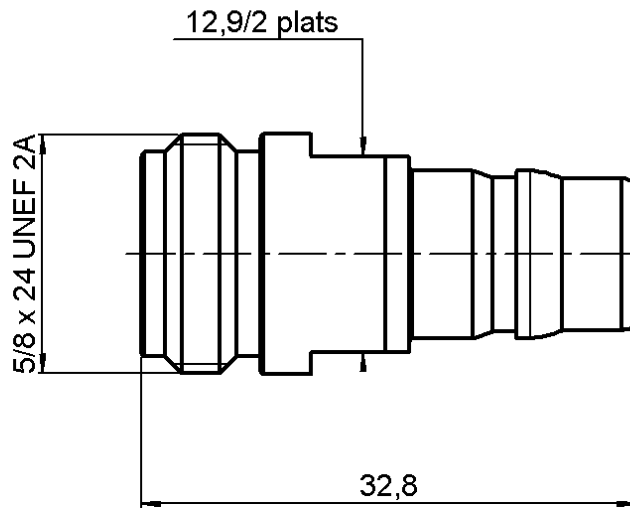


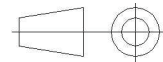
**QN FEMALE - N FEMALE ADAPTER**

**R191.760.000**

Série : ADAPT



All dimensions are in mm.



COMPONENTS	MATERIALS	PLATINGS (µm)
BODY	BRASS	BBR 0.5 OVER SILVER 3
CENTER CONTACT	BERYLLIUM COPPER	SILVER 5 PASSIVATED OVER COPPER 0.5
OUTER CONTACT		
INSULATOR	PTFE	
GASKET		
OTHERS PARTS		
-	-	-
-	-	-

Issue : 0505 B

In the effort to improve our products, we reserve the rights to make changes judged to be necessary.



**QN FEMALE - N FEMALE ADAPTER**

**R191.760.000**

Série : ADAPT

**PACKAGING**

**SPECIFICATION**

Standard	Unit	Other
<b>1</b>	-	<b>Contact us</b>

**ELECTRICAL CHARACTERISTICS**

**ENVIRONMENTAL**

Impedance		<b>50</b> Ω
Frequency		<b>0-6*</b> GHz
VSWR	<b>1.05</b> +	<b>0.025</b> x F(GHz) Maxi
Insertion loss		<b>0.048</b> √F(GHz) dB Maxi
RF leakage	- (	<b>**90</b> - F(GHz)) dB Maxi
Voltage rating		<b>1400</b> Veff Maxi
Dielectric withstanding voltage		<b>2500</b> Veff mini
Insulation resistance		<b>5000</b> MΩ mini

Operating	<b>-55/+125</b> °C
Hermetic seal	<b>NA</b> Atm.cm3/s
Panel leakage	<b>NA</b>

**MECHANICAL CHARACTERISTICS**

**OTHERS CHARACTERISTICS**

Center contact retention		
Axial force – Mating end		<b>27</b> N mini
Axial force – Opposite end		<b>27</b> N mini
Torque		<b>NA</b> N.cm mini

- \* usable 0-11GHz
- \*\*RF Leakage: -80dB min 3<F<6GHz
- \*\*\*PIM3: -112 dBm (2 x 20W at 1.8GHz)

Recommended torque		
Mating	<b>N</b>	<b>0</b> N.cm
	<b>QN</b>	<b>0</b> N.cm
		<b>0</b> N.cm
Panel nut		N.cm

Mating life		<b>100</b> Cycles mini
Weight		<b>26.700</b> g

Issue : 0505 B

In the effort to improve our products, we reserve the rights to make changes judged to be necessary.

