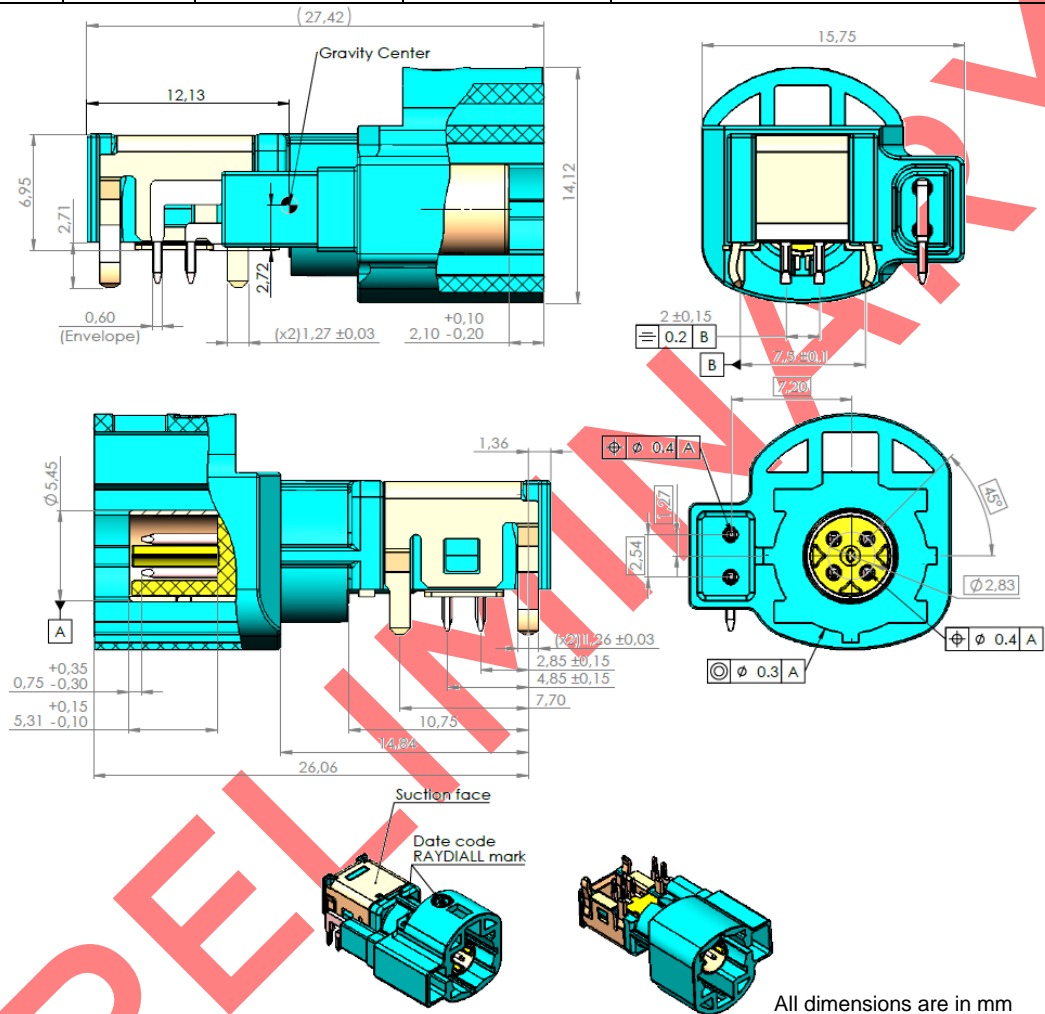


HSD 90° +2
Process: Reflow

R195.660._00

TECHNICAL DATA SHEET

56ate	Product Index	Edited	Approved	Modification
10/09/2018	A	J. MALIK	L. DELION	Creation
23/01/2019	C	D.GABET	M.DUPONT	Layout and reference update



Components	Materials	Plating
Body	Brass	High temp tin over nickel
Center contact	Brass	Gold over nickel interface Tin over nickel (Pcb)
Power contact	Bronze	High temp tin over nickel
Insulator	LCP	Natural color
Cap	Brass	
Housing	Polyamid	See Codings

HSD 90° +2
Process: Reflow

R195.660._00

TECHNICAL DATA SHEET

Interface Product compatible to AK (German OEM Working Group) interface

Application This terminal has been qualified according to AUDI Specification

Electrical characteristics

Impedance	100 Ω
Frequency	0-2 GHz
VSWR	17 dB up to 1 Ghz Maxi
Voltage rating	100 Veff Maxi
Dielectric withstanding Voltage	250 Veff maxi
Insulation resistance	5000 M Ω
RF leakage	\geq 75 dB
Test voltage	250 V rms
Skew	Not relevant because of the short electrical length of the receptacle compared to the length of the cable assembly
Nearend crosstalk	< 30 dB
Fearend crosstalk	< 35 dB
Signal contact resistance	10 m Ω (but not relevant because the contact is not elastic)
Outer contact resistance	25 m Ω (but not relevant because the contact is not elastic)
Power current	1.5 A DC
RoHs compliant	
EMC screening must be assured by chassis compartment	
Control box manufacturer is responsible for EMC screening	

Mechanical characteristics

Center contact retention, axial force, mating end	10 N mini
Center contact retention, axial force, opposite end	10 N mini
Housing retention	200 N
Mating cycles	\geq 25

Environmental

Operating temperature	-40 / +105°C
Hermetic seal	
Panel leakage	

Component weight 4.81 g

HSD 90° +2
Process: Reflow

R195.660._00

TECHNICAL DATA SHEET

Codings

To obtain the complete part number, please fill in the blank "_" with the coding letter

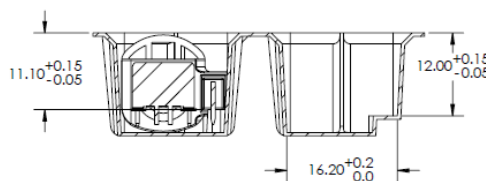
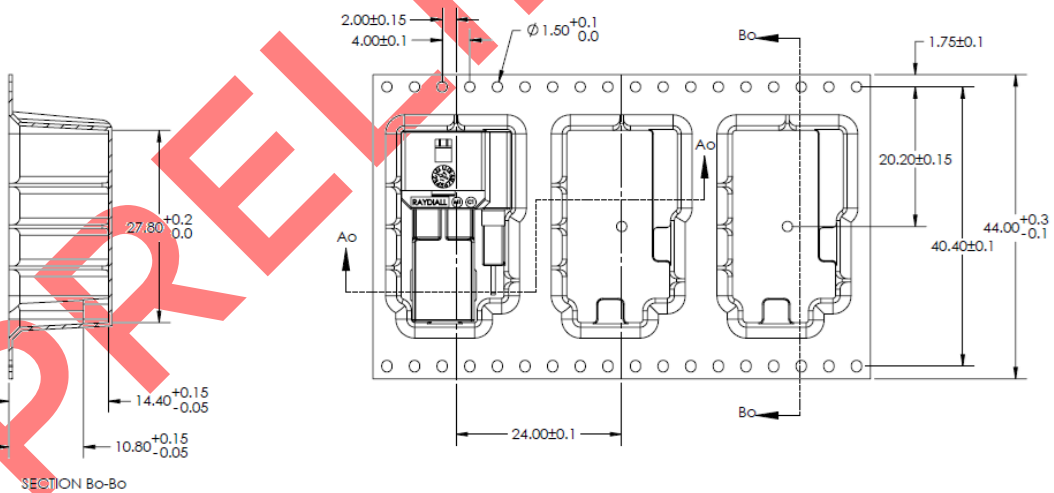
	A	B	C	D	E	F	Z
	Black RAL 9005	White RAL 9001	Blue RAL 5005	Bordeaux RAL 4004	Green RAL 6002	Brown RAL 8011	Waterblue RAL 5021
12h Coding							
	Grey RAL 7031	Violet RAL 4003	Beige RAL 1001	Curry RAL 1027	Yellow Green RAL 6018	Pastel Orange RAL 2003	Light Green RAL 6027
6H Coding							

Packaging coding 12H

4 plastic reels inside 1 cardboard box

Primary packaging: plastic reel

- Dimensions : Ø 380 x 44.4mm
- Number of connectors per reel: 270
- Carrier tape description:
 - 44mm width, 24mm pitch.
 - Material: thermoplastic static dissipative. Cover tape material: Thermoplastic antistatic



HSD 90° +2
Process: Reflow

R195.660._00

TECHNICAL DATA SHEET

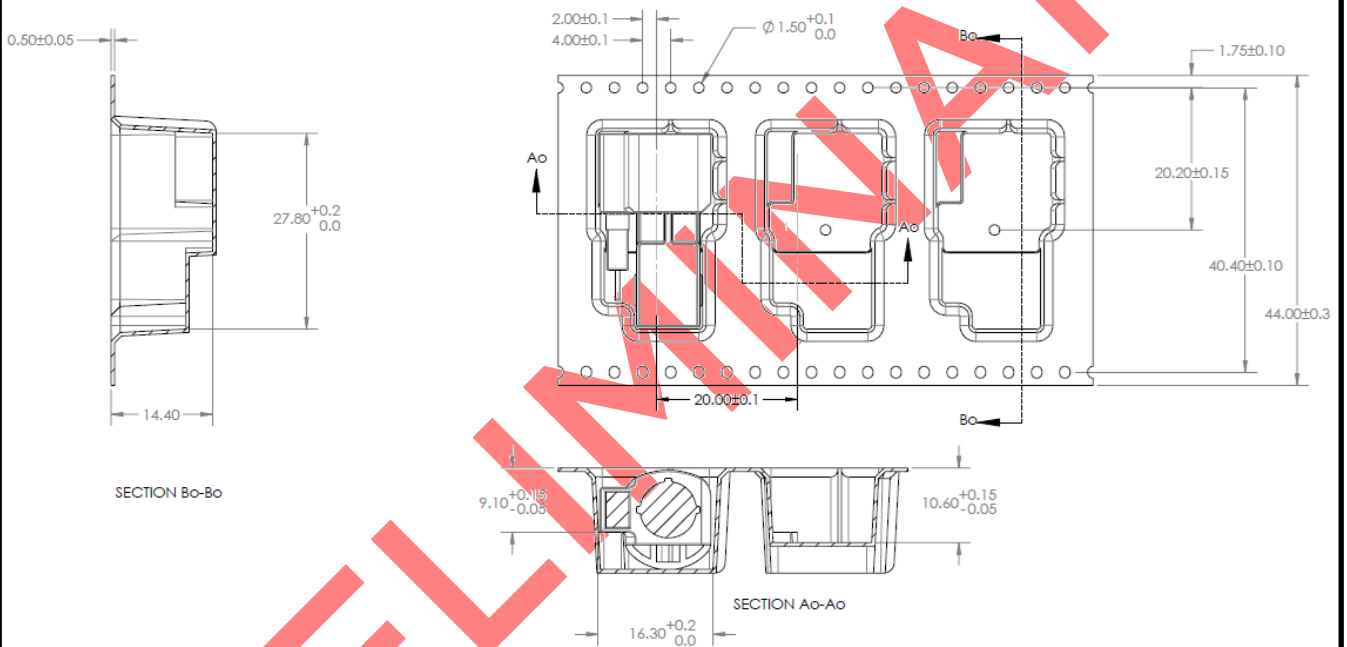
Packaging coding 6h

4 plastic reels inside 1 cardboard box

Primary packaging: plastic reel

- Dimensions : $\varnothing 380 \times 44.4\text{mm}$
- Number of connectors per reel: 270
- Carrier tape description:
 - 44mm width, 24mm pitch.

Material: thermoplastic static dissipative. Cover tape material: Thermoplastic antistatic

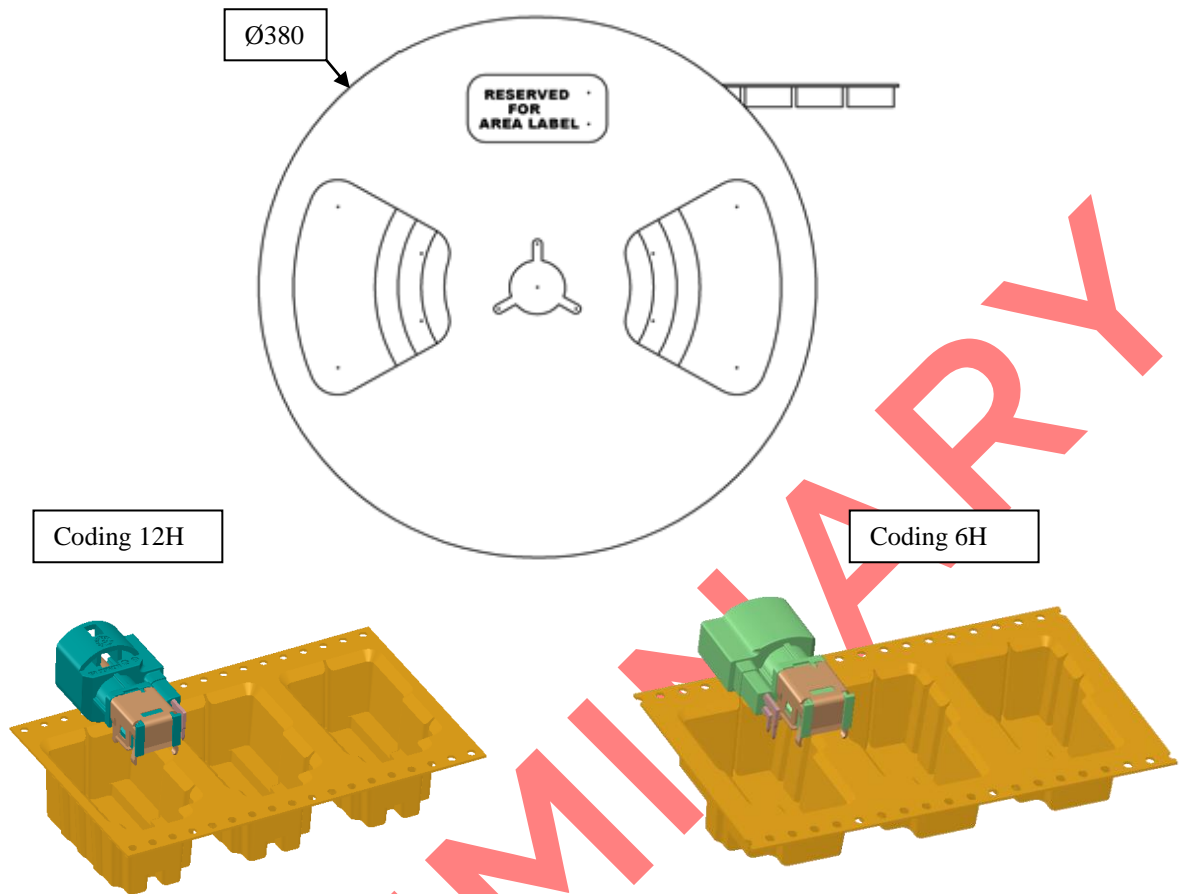


HSD 90° +2
Process: Reflow

RAYDIALL
AUTOMOTIVE

R195.660._00

TECHNICAL DATA SHEET



Secondary packaging: Cardboard box

- Outside dimensions: 400 x 400 x 260 mm
- Number of reels per cardboard box: 4
- Number of connectors per cardboard box: 1080
- Weight: 8.49 kg



(Picture is not contractual)

Third Packaging: Pallet

- PALLET Europe 1200 x 800mm
- Height: < 1450 mm
- 30 cardboard by pallet
- 32 400 receptacles by complete pallet

Packaging

The product must be used as soon as it is removed from the cells.

Do not leave the product in the open air.

HSD 90° +2
Process: Reflow

RAYDIALL
AUTOMOTIVE

R195.660._00

TECHNICAL DATA SHEET

Reels should be stored indoors, in his original unopened packaging, in a controlled climate environment not exceeding -20°C / +40°C and 60% Max. relative humidity.

Reels should be protected from direct sunlight and should be used on a "first-in, first-out" basis.

It is recommended that connector be used within 1 year from the date of manufacture when stored according to the recommended storage condition.

PCB Cut out

- PCB Thickness: 1.6 mm.
- PCB recommended material: FR4 ($\epsilon_r = 4.6$).
- 10 metalized holes.
- Solder paste has to be printed onto the land of solder and into holes to permit Pin In Hole Reflow.
- This layout is a recommendation for solderability.
- Design and performances of the PCB will depend on customers choices and RAYDIALL cannot be considered as responsible in case of bad performances.
- A numerical simulation of the PCB is recommended to optimize the RF performance in high frequency.

12H coding layout

