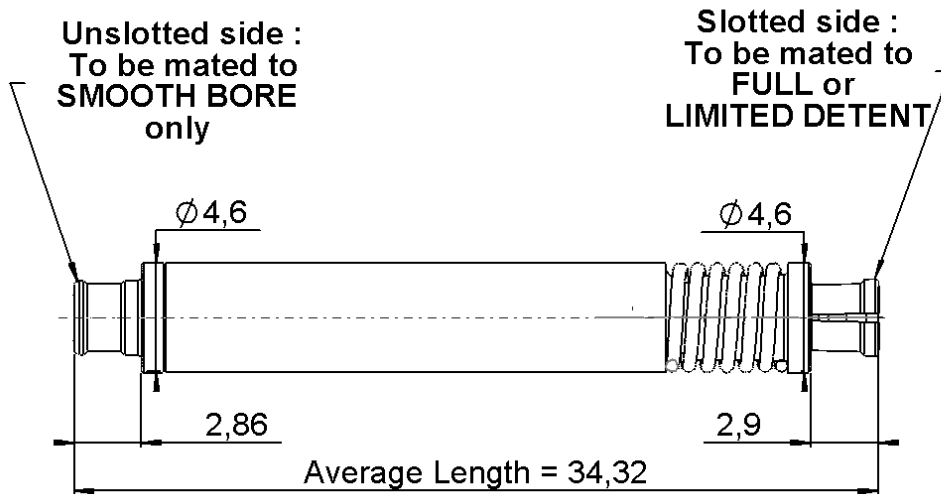


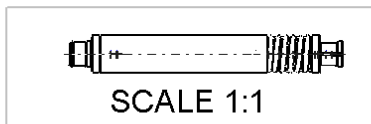
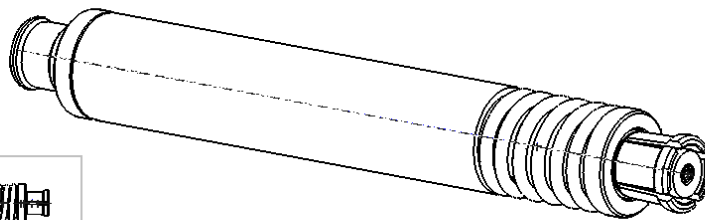
FEMALE FEMALE ADAPTOR
SPRING LOADED

R222.723.100

Series : SMP



- 1 - Pre-load - No compression
Overall length L = 34.95 mm
Pre-load = 9 N mini
- 2 - Maximum Compression = 1.27 mm
Overall length L = 33.68 mm
Load F = 13.6 N max



All dimensions are in mm.



COMPONENTS	MATERIALS	PLATING (µm)
BODY	BRONZE	NPGR
CENTER CONTACT	BERYLLIUM COPPER	GOLD 1.27 OVER NICKEL 1.27
OUTER CONTACT	BERYLLIUM COPPER	GOLD 1.3 OVER NICKEL2
INSULATOR	PTFE + PEI	
GASKET	-	PASSIVATED
SPRING	-	-
-	-	-
-	-	-

Issue : 1206 C

In the effort to improve our products, we reserve the right to make changes judged to be necessary.



FEMALE FEMALE ADAPTOR
SPRING LOADED

R222.723.100

Series : SMP

PACKAGING

SPECIFICATION

Standard	Unit	Other
100	'W' option	Contact us

ELECTRICAL CHARACTERISTICS

ENVIRONMENTAL

Impedance	50	Ω
Frequency	0-18	GHz
VSWR	1.35* + 0,0000	x F(GHz) Maxi
Insertion loss	0.12	\sqrt{F} (GHz) dB Maxi
RF leakage	- (NA)	- F(GHz)) dB Maxi
Voltage rating	335	Veff Maxi
Dielectric withstanding voltage	500	Veff mini
Insulation resistance	5000	M Ω mini

Operating temperature	-65/+85	$^{\circ}$ C
Hermetic seal	NA	Atm.cm3/s
Panel leakage	NA	

OTHER CHARACTERISTICS

Assembly instruction

Others :

* VSWR : 1.2 Max at 12GHz

MECHANICAL CHARACTERISTICS

Center contact retention		
Axial force – Mating end	6.8	N mini
Axial force – Opposite end	6.8	N mini
Torque	NA	N.cm mini
Recommended torque		
Mating	NA	N.cm
Panel nut	NA	N.cm
Mating life	1000	Cycles mini
Weight	2,5700	g

Issue : 1206 C

In the effort to improve our products, we reserve the right to make changes judged to be necessary.

RADIALL 