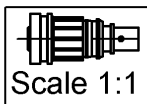
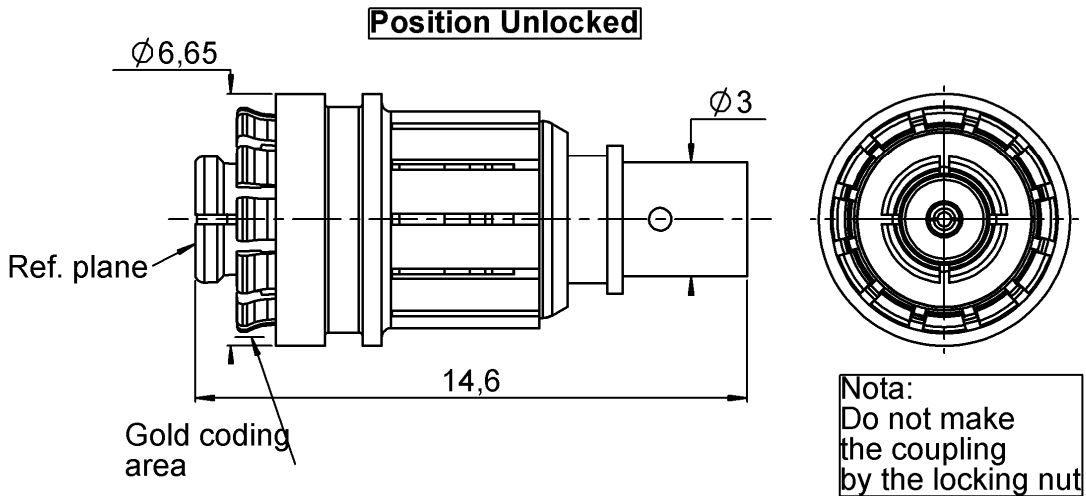


STRAIGHT PLUG SOLDER TYPE

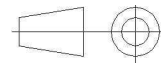
R222.L80.010

CABLE .085

Series : **SMP LOCK**



All dimensions are in mm.



COMPONENTS	MATERIALS	PLATING (µm)
BODY	BERYLLIUM COPPER	N2PGR
CENTER CONTACT	BERYLLIUM COPPER	GOLD 1.27 OVER NICKEL 1.27
OUTER CONTACT	-	-
INSULATOR	PTFE+PEEK	-
GASKET	CuAg LOADED SILICONE RUBBER	NICKEL 2
OTHERS PARTS	BERYLLIUM COPPER	-
-	-	-
-	-	-

Issue : 1229 A

In the effort to improve our products, we reserve the right to make changes judged to be necessary.



STRAIGHT PLUG SOLDER TYPE

R222.L80.010

CABLE .085

Series : **SMP LOCK**

PACKAGING

Standard	Unit	Other
100	-	Contact us

SPECIFICATION

ELECTRICAL CHARACTERISTICS

Impedance		50 Ω
Frequency		0-26.5 GHz
VSWR	1.3 +	0,0000 x F(GHz) Maxi
Insertion loss		0.1 √F(GHz) dB Maxi
RF leakage	- (*90 - F(GHz)) dB Maxi
Voltage rating		335 Veff Maxi
Dielectric withstanding voltage		500 Veff mini
Insulation resistance		5000 MΩ mini

CABLE ASSEMBLY

Stripping	a	b	c	d	e	f
mm	1,78	0,00	0,00	0,00	0,00	0,00

Assembly instruction :

Recommended cable(s)
RG 405

-
Characteristics indicated on this data sheet are those that can be achieved with the highest performance cable. Intrinsic limitations of the cable may diminish the performance of the assembly

Cable retention

- pull off ** N mini
- torque NA N.cm

MECHANICAL CHARACTERISTICS

Center contact retention		
Axial force – Mating end	6.7	N mini
Axial force – Opposite end	6.7	N mini
Torque	NA	N.cm mini

TOOLING

Part Number	Description	Hexagon
.	.	.
R282.051.000	STRIPPING TOOL	
R282.062.010	POINTER GAUGE	
R282.740.030	SOLDERING MOUNTING	
R282.744.253	POSITIONER FOR SOLDERING SMP	
R282.743.120	POSITIONER FOR SOLDERING SMP	

Recommended torque		
Mating	NA	N.cm
Panel nut	NA	N.cm
Clamp nut	NA	N.cm
A/F clamp nut	0,0000	mm

Mating life	500	Cycles mini
Weight	1,5500	g

ENVIRONMENTAL

Operating temperature	-55/+125	° C
Hermetic seal	NA	Atm.cm3/s
Panel leakage	NA	

OTHER CHARACTERISTICS

- *-90 up to 18 GHz
- ** See the TDS of the cable assembly
- Locking retention > 450 N
- 500 matings/dematings of the locking sleeve

Issue : 1229 A

In the effort to improve our products, we reserve the right to make changes judged to be necessary.

