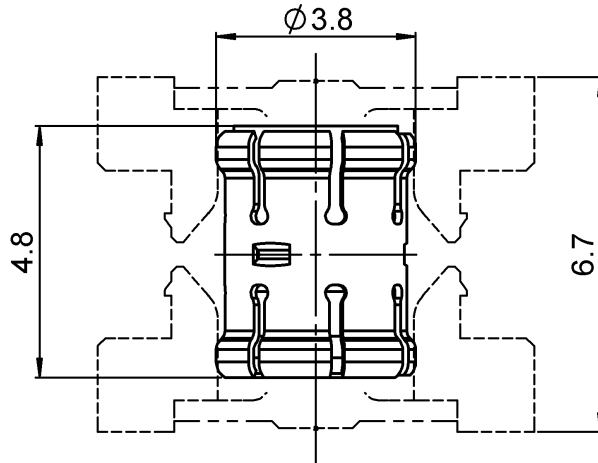
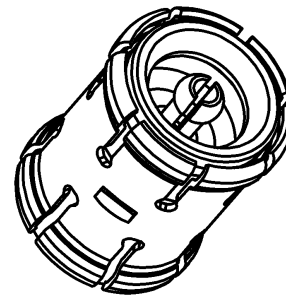
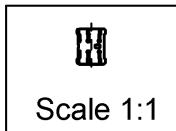


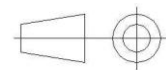
PAGE 1/2	ISSUE 1425A	SERIES MMBX	PART NUMBER R223703180
----------	-------------	--------------------	-------------------------------



Scale 7:1



All dimensions are in mm.



COMPONENTS	MATERIALS	PLATING (μm)
Body	BERYLLIUM COPPER	NPGR
Center contact	BERYLLIUM COPPER	NPGR
Outer contact	-	-
Insulator	PTFE	-
Gasket	-	-
Others parts	-	-
-	-	-
-	-	-

PAGE 2/2	ISSUE 1425A	SERIES MMBX	PART NUMBER R223703180
----------	-------------	-------------	------------------------

PACKAGING

Standard	Unit	Other
100	Contact us	Contact us

ELECTRICAL CHARACTERISTICS

Impedance		50	Ω
Frequency		0-12.4	GHz
VSWR	1.083*	+	0.0000 x F(GHz) Maxi
Insertion loss		0.12	√F(GHz) dB Maxi
RF leakage	- (100**	- F(GHz)) dB Maxi
Voltage rating		330	Veff Maxi
Dielectric withstanding voltage		1000	Veff mini
Insulation resistance		1000	MΩ mini

MECHANICAL CHARACTERISTICS

Center contact retention			
Axial force – Mating End		10	N mini
Axial force – Opposite end		10	N mini
Torque		NA	N.cm mini
Recommended torque			
Mating		NA	N.cm
Panel nut		NA	N.cm
Mating life		100	Cycles mini
Weight		0.0940	g

ENVIRONMENTAL

Operating temperature	-55/+155	°C
Hermetic seal	NA	Atm.cm3/s
Panel leakage	NA	

SPECIFICATION

OTHER CHARACTERISTICS

Assembly instruction: **NA**

Others:

*** To 6 GHz**

**** Interface MMBX only, up to 2.5 GHz
PCB to PCB -45dB up to 2.5GHz**