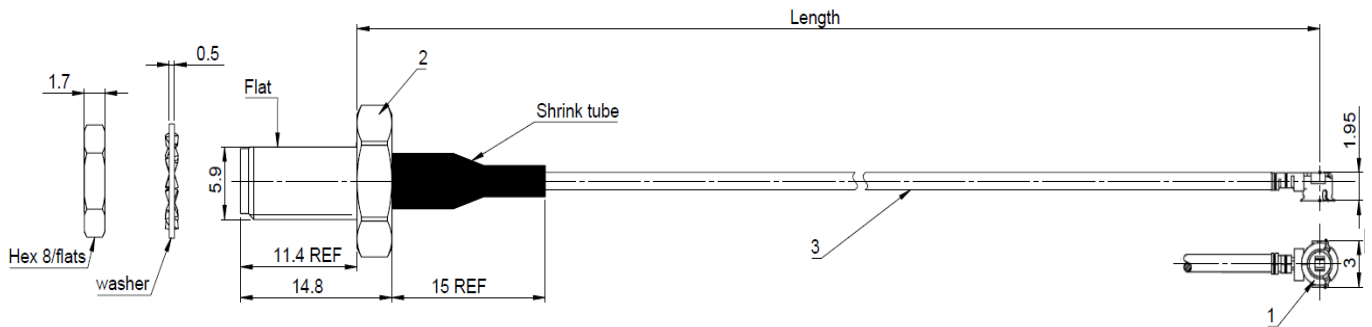
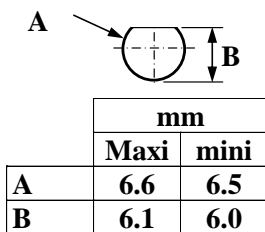


PAGE 1/1	ISSUE 10-04-15A	SERIES MML	PART NUMBER R302255015 XXX
----------	-----------------	------------	-----------------------------------



PANEL CUT OUT



Length=XXX	Step	Tolerance
30 to 100	10	±2
110 to 200		±3
225 to 300	25	±5
325 to 400		±10

E.g. XXX=060 means length is 60±2, the part number is R302.255.015 060

All dimensions are in mm.



- * 1 * Connector A : **MML H2.5 PLUG (gold plated)**
 - * 2 * Connector B : **RP SMA JACK BULKHEAD (gold plated)**
 - * 3 * Cable **1.37/50S BLACK**
- Type

ELECTRICAL CHARACTERISTICS

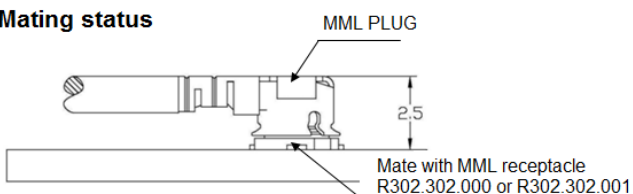
Impedance	50	Ω
Frequency	0-6	GHz
Operating temperature	-40/+90	° C
VSWR	1.3** + 0.000	x F(GHz) Maxi
Insertion loss	0.73*	√F(GHz) dB Maxi
Voltage rating	250	Veff Maxi
Dielectric withstanding voltage	300	Veff mini
Insulation resistance	500	MΩ mini

SPECIFICATION

Weight	3.000*	g
Cable retention	4	N mini
Mating life	30	Cycles

Others
****VSWR up to 3GHz 1.3 max**
Up to 6GHz 1.5 max

Mating status



Length	*Insertion loss(Maxi)	*Weight(Maxi)
30 to 100	0.73 dB	3.00 g
110 to 200	1.16 dB	3.5 g
225 to 400	2.02 dB	4.10 g