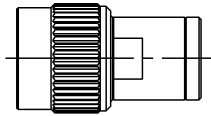
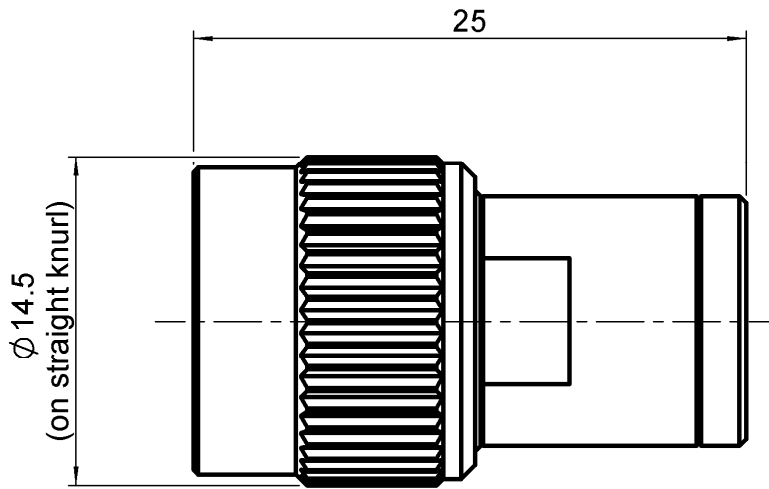


**COAXIAL TERMINAISON TNC MALE**

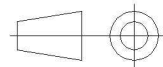

**R404.121.000**

**4 GHZ 1W Z50**

Series : **TERMINATION**



SCALE 1:1



All dimensions are in mm.

COMPONENTS	MATERIALS	PLATING( $\mu\text{m}$ )
<b>BODY</b>	<b>BRASS</b>	<b>NICKEL 2</b>
<b>CENTER CONTACT</b>	<b>BRASS</b>	<b>GOLD 0.7 to 1 over NICKEL 2</b>
<b>OUTER CONTACT</b>	<b>BRASS</b>	
<b>INSULATOR</b>	<b>PTFE</b>	
<b>GASKET</b>	<b>SILICONE</b>	
<b>SUBSTRATE</b>	<b>ALUMINA</b>	
<b>RESISTOR</b>	<b>THICK FILM</b>	
<b>OTHERS PARTS</b>		

Issue : 0848 A

In the effort to improve our products, we reserve the right to make changes judged to be necessary.



**COAXIAL TERMINAISON TNC MALE**

**R404.121.000**

**4 GHZ 1W Z50**

Series : **TERMINATION**

**ELECTRICAL CHARACTERISTICS**

Frequency (GHz)	DC - 1	1 - 4
V.S.W.R (≤)	1.08	1.20

Operating Frequency Range	DC - 4	GHz
Impedance	50	Ω
Peak power at 25°C (1μs, 1%)	100	W
Average power at 25°C	1	W (Free Air Cooled)
		W (Conduction Cooled)

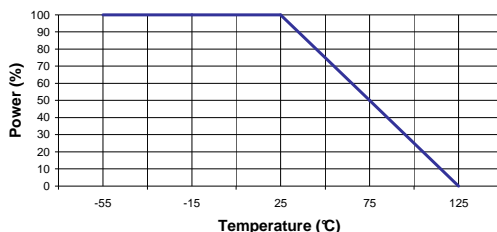
**MECHANICAL CHARACTERISTICS**

Connectors	TNC	MALE	MIL C39012
Weight	16,0500 g		

**ENVIRONMENTAL CHARACTERISTICS**

Operating temperature range	-55 /+125 °C
Storage temperature range	-55 /+125 °C

Power derating Versus temperature



**SPECIFICATION**

**OTHER CHARACTERISTICS**

Issue : 0848 A

In the effort to improve our products, we reserve the right to make changes judged to be necessary.

