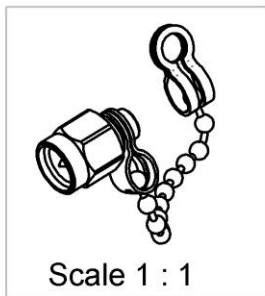
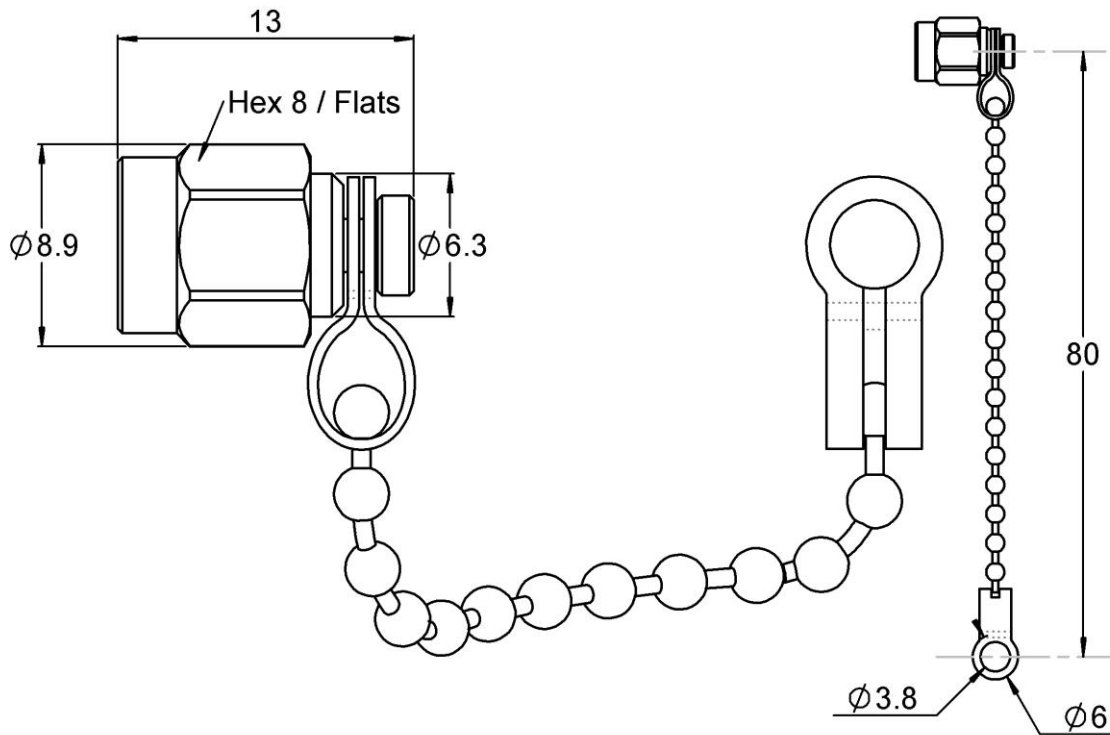
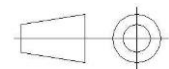


PAGE 1/2	ISSUE 05-01-17B	SERIES TERMINATION	PART NUMBER R404N05120
----------	-----------------	------------------------------	-------------------------------



All dimensions are in mm.



COMPONENTS	MATERIALS	PLATING (µm)
Body	STAINLESS STEEL	PASSIVATED
Center contact	BRASS	-
Outer contact	STAINLESS STEEL	-
Insulator	PTFE	
Gasket	SILICONE RUBBER	
Substrate	ALUMINA CERAMIC	
Resistor	THICK FILM	
Others parts	-	-

PAGE 2/2	ISSUE 05-01-17B	SERIES TERMINATION	PART NUMBER R404N05120
----------	------------------------	------------------------------	-------------------------------

ELECTRICAL CHARACTERISTICS

Frequency (GHz)	DC - 8	8 - 12.4	12.4 - 18
V.S.W.R (≤)	1.10	1.15	1.20

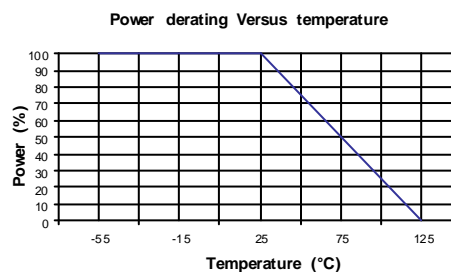
Operating Frequency Range	DC - 18	GHz
Impedance	50	Ω
DC Resistance	50	Ω ± 5%
Peak power at 25°C (1μs, 1%)	100	W
Average power at 25°C	1	W (Free Air Cooled)
		W (Conduction Cooled)

MECHANICAL CHARACTERISTICS

Connectors	SMA	Male	MIL C 39012
Weight	4,2300	g	

ENVIRONMENTAL CHARACTERISTICS

Operating temperature range	-55/+125	°C
Storage temperature range	-55/+125	°C



SPECIFICATION

OTHER CHARACTERISTICS

IP67 in mated conditions