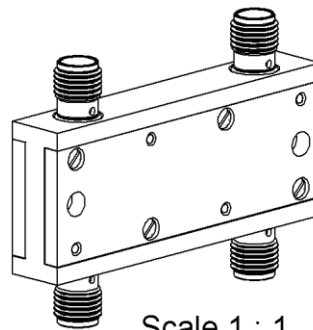
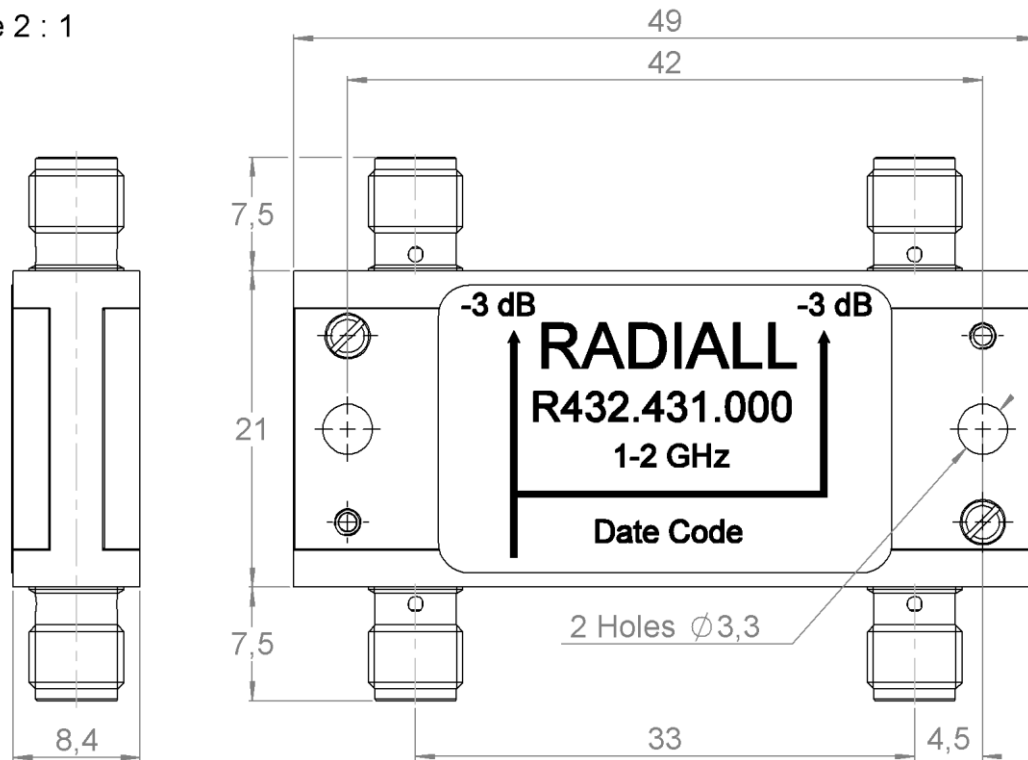


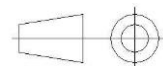
PAGE 1/2	ISSUE 29-03-19M	SERIES <b>COUPLER</b>	PART NUMBER <b>R432431000</b>
----------	-----------------	--------------------------	-------------------------------

Scale 2 : 1



Scale 1 : 1

All dimensions are in mm. Tolerances according ISO 2768 m-H



Weight Specification **27,4100** g

## **ELECTRICAL CHARACTERISTICS**

Frequency operating range :	1 – 2 GHz
Impedance :	50 $\Omega$
VSWR	1.20 max.
Nominal Coupling :	3 dB
Insertion Loss :	0.3 dB max.
Isolation :	25 dB mini
Amplitude Balance :	$\pm 0.5$ dB
Phase Balance :	$90^{\circ} \pm 5^{\circ}$
Average Power at 25°C	100W
Peak Power at 25°C	3000W

## **MECHANICAL CHARACTERISTICS**

Connector type :	SMA female per MIL-C 39012
------------------	----------------------------

## **ENVIRONMENTAL CHARACTERISTICS**

Operating temperature :	-25°C / +70°C
Storage temperature :	-25°C / +70°C