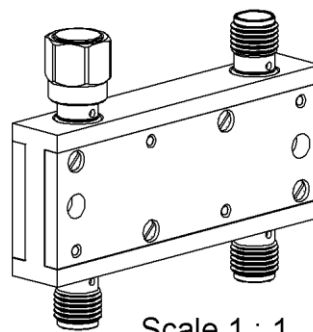
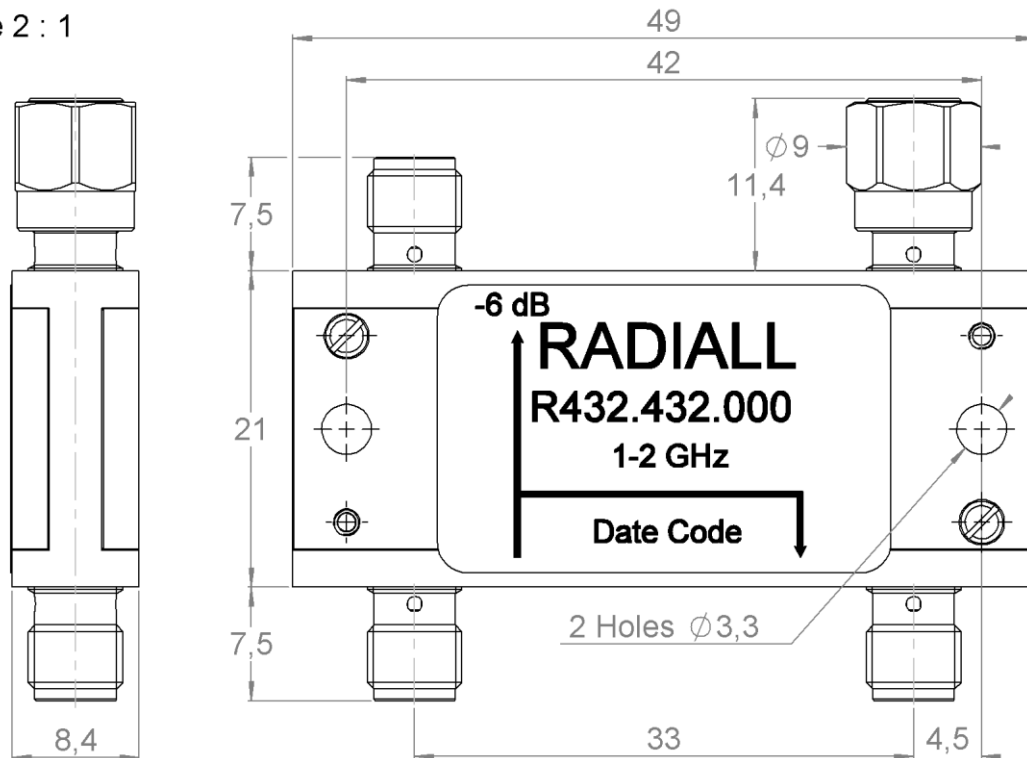


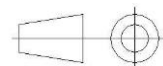
PAGE 1/2	ISSUE 04-12-19N	SERIES COUPLER	PART NUMBER R432432000
----------	-----------------	--------------------------	-------------------------------

Scale 2 : 1



Scale 1 : 1

All dimensions are in mm. Tolerances according ISO 2768 m-H



Weight Specification **28,0900** g

ELECTRICAL CHARACTERISTICS

Frequency operating range :	1 – 2 GHz
Impedance :	50 Ω
VSWR : - Main Line	1.20 max.
- Coupled Line	1.20 max.
Nominal Coupling :	6 dB
Coupling Precision :	± 1.1 dB
Insertion Loss :	1.8 dB max.
Directivity :	23 dB mini
Frequency Sensitivity :	± 0.8 dB
Average Power at 25°C	100W
Peak Power at 25°C	3000W

MECHANICAL CHARACTERISTICS

Connector type :	SMA female per MIL-C 39012
Coaxial Termination :	SMA, 50 Ω , 1W

ENVIRONMENTAL CHARACTERISTICS

Operating temperature :	-25°C / +70°C
Storage temperature :	-25°C / +70°C