



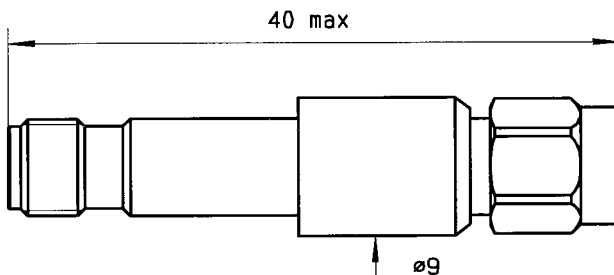
WIDE BAND COAXIAL DETECTOR

issue
21.sep.86

Page
1 / 2

DRAWING

SMA female
VIDEO output



SMA male
RF input

General tolerances: +/- 0.5 mm

R F CHARACTERISTICS

FREQUENCY RANGE	:	0.01- 18 GHz
IMPEDANCE	:	50 Ohms
V.S.W.R	from 0.01 to 8 GHz	: <= 1.35
	from 8 to 18 GHz	: <= 1.50
FREQUENCY RESPONSE	(0.01 - 8 GHz)	: ±0.2 dB/octave
	(0.01 - 12.4 GHz)	: ±0.5 dB/octave
	(0.01 - 18 GHz)	: ±1 dB/octave
SENSITIVITY	:	
Low level (Input power : < -20 dBm)	:	> 500 mV / mW
High level (Input power : =0.35 mW)	:	>100 mV
POLARITY	:	negative
TANGENTIAL SENSITIVITY	:	>= -44 dBm
SQUARE LOW RESPONSE LIMIT	:	-12 dBm
VIDEO IMPEDANCE	:	1 KOhm typical
FILTERING CAPACITY	:	20 pF typical
AVERAGE POWER	:	200 mW
DIODE	:	schottky "zero bias"

MECHANICAL CHARACTERISTICS

INPUT CONNECTOR	:	SMA male	per MIL-C 39012
VIDEO OUTPUT CONNECTOR	:	SMA female	per MIL-C 39012
WEIGHT	:	< 12 g	

ENVIRONMENTAL CHARACTERISTICS

OPERATING TEMPERATURE RANGE	(°C)	:	-25 , +70
STORAGE TEMPERATURE RANGE	(°C)	:	-65 , +120
VIBRATIONS	MIL STD 202	:	Method 204 condition D
SHOCKS	MIL STD 202	:	Method 213 condition I

CREATION

N° :
PEN/EP:cat
Name:KL
Date:21.sep.86
APP.:AF

ISSUE

REVISIONS

NAME

APPR.

RADIALL®

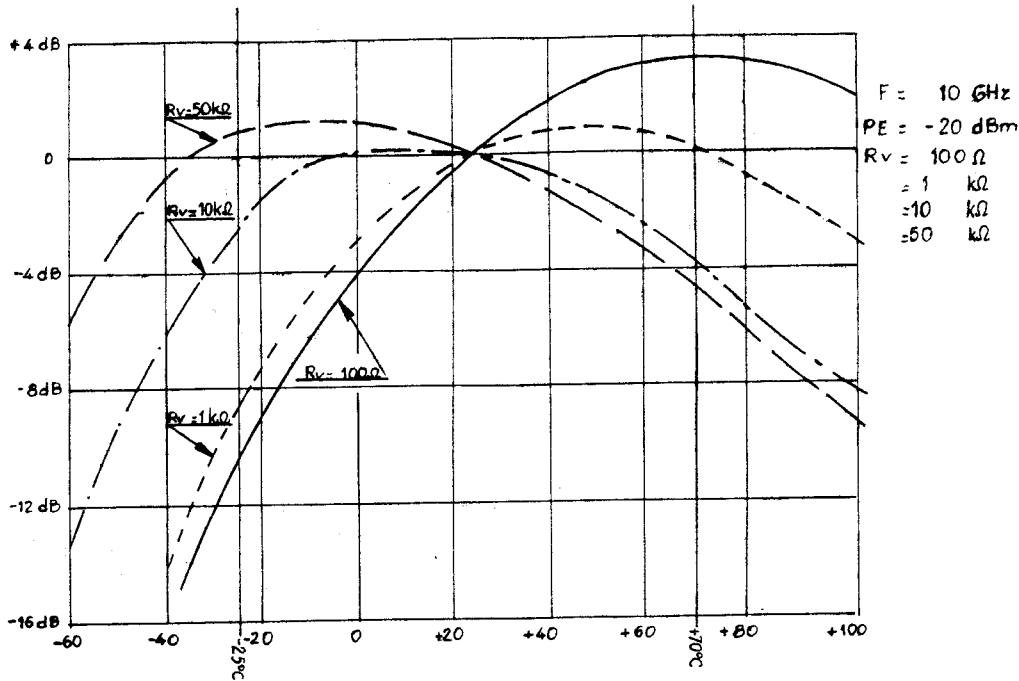
101, rue P. Hoffmann -Z.I Ouest-
93116 ROSNY/BOIS Cedex-FRANCE
Phone:33(1)49353535
Fax :33(1)48546363
Twx RADIA 235220F

This information is given as an indication. In the continual goal to improve our products, we reserve the right to make any modifications judged necessary

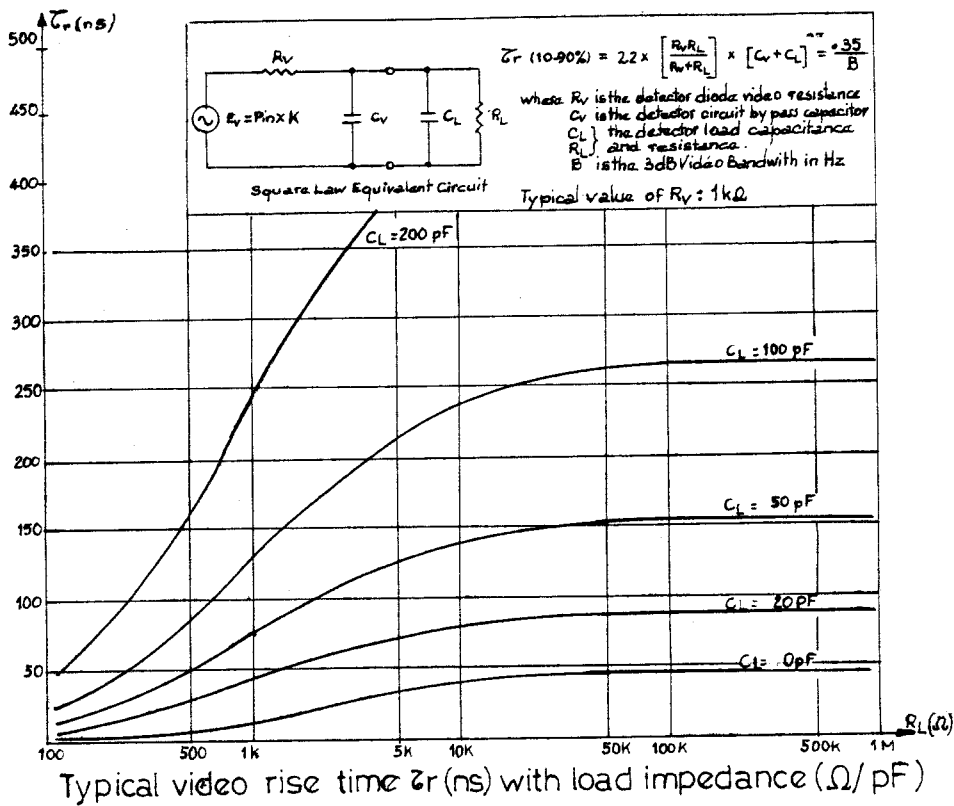
4112-9212



TITLE WIDE BAND COAXIAL DETECTORS LTR. A



Typical output response (dB) with temperature (°C)



Typical video rise time τ_r (ns) with load impedance (Ω/pF)

Tentative data subject to change without notice.

PEN	QUALITY Dpt App.				
PAGE	DATE	NAME	LTR	REVISIONS	DATE APP.
2 /	30/09/86	K. LUCIEN			