

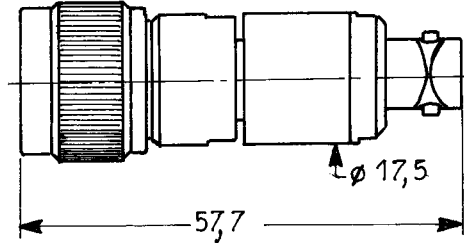


TITLE WIDE BAND COAXIAL DETECTOR

LTR. A

DRAWING :  
-----

N  
male  
RF input



BNC  
female  
VIDEO output

GENERAL TOLERANCES :  $\pm 0.5$  mm

ELECTRICAL CHARACTERISTICS :

FREQUENCY RANGE : 0,01 - 18 GHz  
 IMPEDANCE : 50 Ohms  
 POLARITY : Negative  
 FREQUENCY RESPONSE:  
   ( 0,01 - 8 GHz ) :  $\pm 0,2$  dB/Octave  
   ( 0,01 - 12,4 GHz ) :  $\pm 0,5$  dB  
   ( 0,01 - 18 GHz ) :  $\pm 1$  dB  
 VSWR :  
   ( 0,01 - 8 GHz ) :  $\leq 1,35$   
   ( 8 - 18 GHz ) :  $\leq 1,50$   
 SENSITIVITY:  
   LOW LEVEL (Input power  $\leq -20$ dBm) :  $> 500$  mV/mW  
   HIGH LEVEL (Input power = 0,35 mW) :  $> 100$  mV  
 TANGENTIAL SENSITIVITY : - 44 dB Mini  
 SQUARE LAW RESPONSE LIMIT : - 12 dBm  
 VIDEO IMPEDANCE : 1k $\Omega$  Typical  
 VIDEO CAPACITY : 20 pF Typical  
 AVERAGE POWER (CW) : 200 mW Maxi  
 SCHOTTKY DIODE : <<Zero bias>>

MECHANICAL CHARACTERISTICS :



CONNECTOR RF INPUT : N male per MIL C 39012  
 CONNECTOR VIDEO OUTPUT : BNC female per MIL C 39012  
 WEIGHT MAXIMUM (g) : 120

ENVIRONMENTAL CHARACTERISTICS :

OPERATING TEMPERATURE RANGE (°C) : - 65 + 120  
 STORAGE TEMPERATURE RANGE (°C) : - 65 + 125  
 GUARANTEED PERFORMANCES (°C) : - 25 + 70  
 VIBRATIONS ( STD 202 ) : Test method 204 C Condition D  
 SHOCKS ( STD 202 ) : Test method 213 Condition A

Tentative data subject to change without notice.

PEN CAT	QUALITY Dpt App.				
PAGE 1/1	DATE 5/11/86	NAME K. LUCIEN	LTR	REVISIONS	DATE APP.

Product Number	Product Name	Product Specifications	BuyOnLine Datasheet	Assembly/Wiring instructions	Family Search
<b>R451576000</b>	DETECTOR: N M-BNC F 0,01-18GHZ NEG	<u>Description</u>			<u>Microwave Components</u>
<b>R451576500</b>	DETECTOR: N M-BNC F 0,01-18GHZ POS	<u>Description</u>			<u>Microwave Components</u>