



18 GHz SMA N/O S.P.4 T. SWITCH

OPTIONS : /SUPP.DIODES

**R F CHARACTERISTICS**

NUMBER OF WAYS : 4  
FREQUENCY RANGE : 0 - 18 GHz  
IMPEDANCE : 50 Ohms

FREQUENCY (GHz)	0 - 3	3 - 8	8 -12.4	12.4- 18
V.S.W.R <=	1.20	1.30	1.40	1.50
INSERT. LOSS <=	0.20 dB	0.30 dB	0.40 dB	0.50 dB
ISOLATION >=	80 dB	70 dB	60 dB	60 dB
AVER. POWER (*)	240 W	150 W	120 W	100 W

**ELECTRICAL CHARACTERISTICS**

ACTUATOR : NORMALLY OPEN  
NOMINAL CURRENT AT 25° C (±10%) : 102 mA  
ACTUATOR VOLTAGE (Vcc) : 28V (24 to 30V) / NEGATIVE COMMON  
TERMINALS : 25 pins D-SUB male connector

**MECHANICAL CHARACTERISTICS**

CONNECTORS : SMA female per MIL C 39012  
LIFE : 5.000.000 cycles per position  
SWITCHING TIME (nominal voltage;25° C) : < 15 ms  
CONSTRUCTION : splashproof  
WEIGHT : < 220 g

**ENVIRONMENTAL CHARACTERISTICS**

OPERATING TEMPERATURE RANGE (°C) : -40 , +85  
STORAGE TEMPERATURE RANGE (°C) : -55 , +85

(\* : average power at 25° C per RF path)

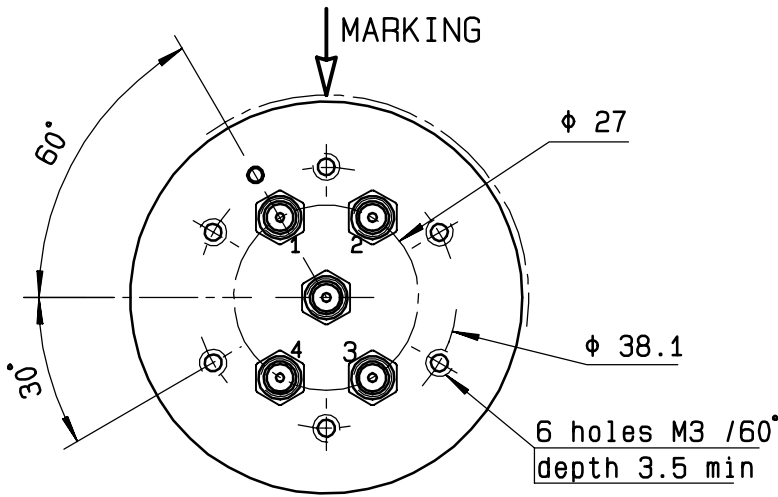
This information is given as an indication. In the continual goal to improve our products, we reserve the right to make any modifications judged necessary

4112-9212

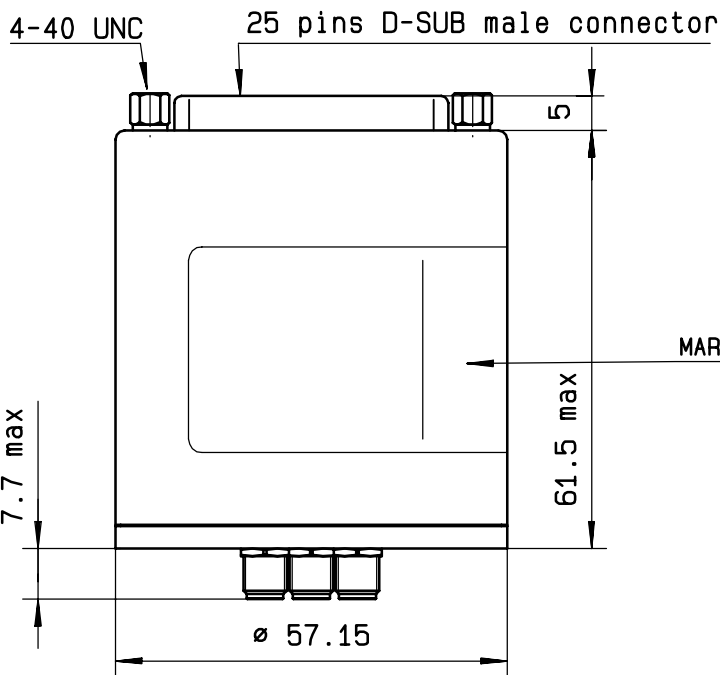
**DRAWING**

General tolerance: ± 0,5 mm

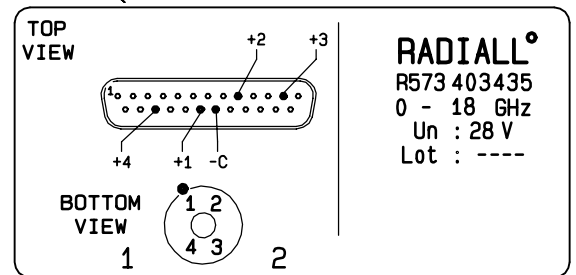
**R573 403 435**



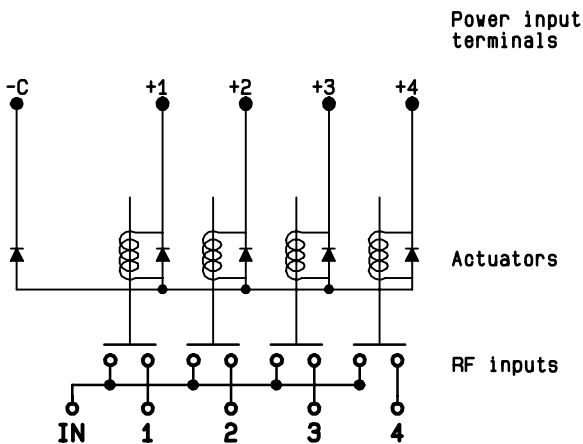
Voltage	RF continuity
-C +1	IN ↔ 1
-C +2	IN ↔ 2
-C +3	IN ↔ 3
-C +4	IN ↔ 4



MARKING TOP VIEW (TERMINALS)



**SCHEMATIC DIAGRAM**



4113-9212 This information is given as an indication. In the continual goal to improve our products, we reserve the right to make any modifications judged necessary