

PAGE 1/2

ISSUE 06-02-18

SERIE : SPnT

PART NUMBER : R573422445

RF CHARACTERISTICS

Number of ways : 4
 Frequency range : 0 - 18 GHz
 Impedance : 50 Ohms

Frequency (GHz)	DC - 3	3 - 8	8 - 12.4	12.4 - 18
VSWR max	1.20	1.30	1.40	1.50
Insertion loss max	0.20 dB	0.30 dB	0.40 dB	0.50 dB
Isolation min	80 dB	70 dB	60 dB	60 dB
Average power (*)	240 W	150 W	120 W	100 W

ELECTRICAL CHARACTERISTICS

Actuator : LATCHING
 Nominal current ** : 320 mA / RESET : 1280 mA ****
 Actuator voltage (Vcc) : 12V (10.2 to 13V) / POSITIVE COMMON
 Terminals : 25 pins D-SUB male connector

MECHANICAL CHARACTERISTICS

Connectors : SMA female per MIL-C 39012
 Life : 5 million cycles per position
 Switching Time*** : < 15 ms
 Construction : Splashproof
 Weight : < 220 g

ENVIRONMENTAL CHARACTERISTICS

Operating temperature range : -40°C to +85°C
 Storage temperature range : -55°C to +85°C

- (* Average power at 25°C per RF Path)
- (** At 25° C ±10%)
- (*** Nominal voltage ; 25° C)
- (**** Reset : supply voltage time 1sec. max. / duty cycle 10%)



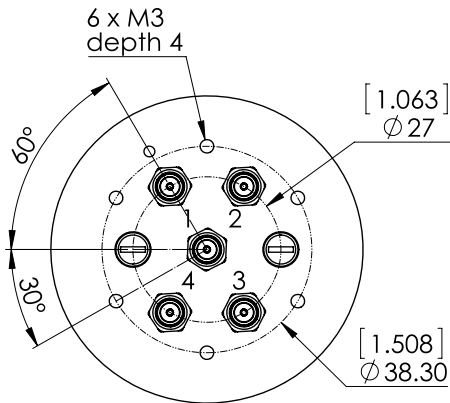
PAGE 2/2

ISSUE 06-02-18

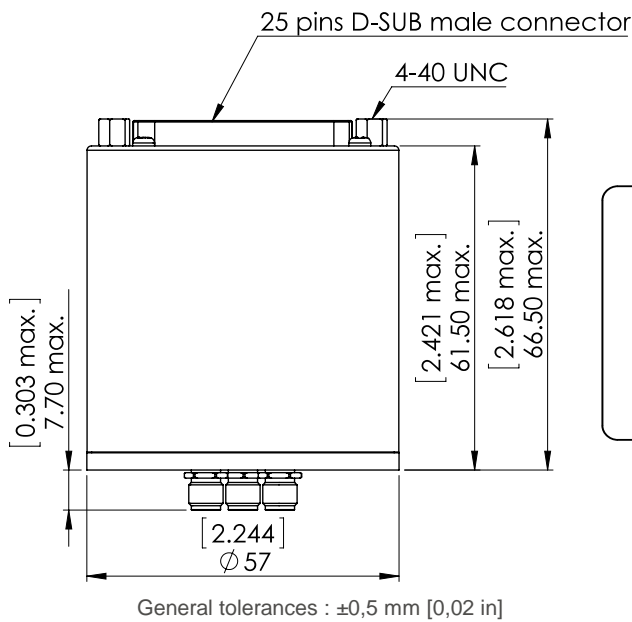
SERIE : SPnT

PART NUMBER : R573422445

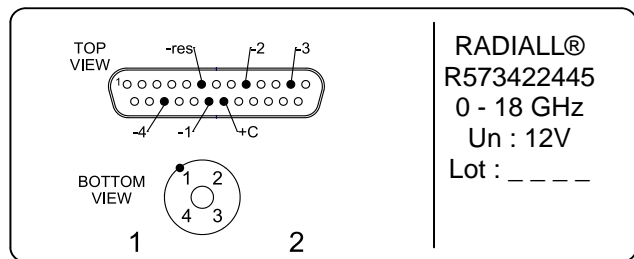
DRAWING



Voltage	RF Continuity
+C -RESET	All ports open
+C -1	IN ↔ 1
+C -2	IN ↔ 2
+C -3	IN ↔ 3
+C -4	IN ↔ 4



LABEL



SCHEMATIC DIAGRAM

