

Description : SP3T 18GHz SMA LATCHING 28V SWITCH
 Options : POSITIVE COMMON / SUPP. DIODES

Issue 06.02.13
 Page 1/2

RF CHARACTERISTICS

Number of ways : 3
 Frequency range : 0 - 18 GHz
 Impedance : 50 Ohms

| Frequency (GHz) | 0 - 3 | 3 - 8 | 8 - 12.4 | 12.4 - 18 |
|--------------------|---------|---------|----------|-----------|
| VSWR max | 1.20 | 1.30 | 1.40 | 1.50 |
| Insertion loss max | 0.20 dB | 0.30 dB | 0.40 dB | 0.50 dB |
| Isolation min | 80 dB | 70 dB | 60 dB | 60 dB |
| Average power (*) | 240 W | 150 W | 120 W | 100 W |

ELECTRICAL CHARACTERISTICS

Actuator : LATCHING
 Nominal current ** : 125 mA / RESET : 375 mA ****
 Actuator voltage (Vcc) : 28V (24 to 30V) / POSITIVE COMMON
 Terminals : solder pins (250°C max. / 30 sec.)

MECHANICAL CHARACTERISTICS

Connectors : SMA female per MIL-C 39012
 Life : 5.000.000 cycles per position
 Switching Time*** : < 15 ms
 Construction : Splashproof
 Weight : < 220 g

ENVIRONMENTAL CHARACTERISTICS

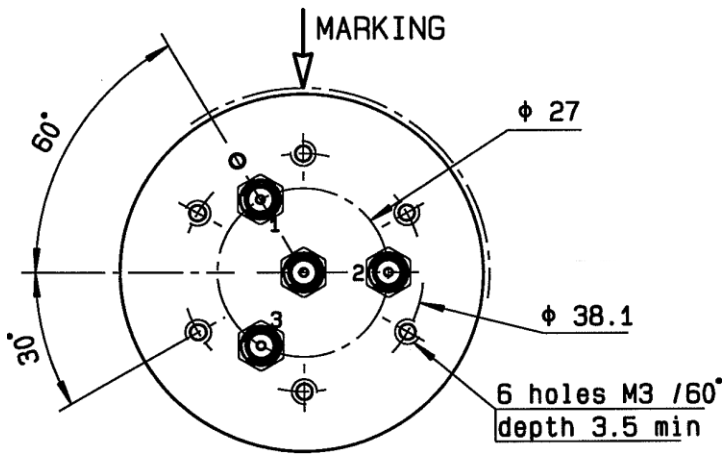
Operating temperature range : -40°C to +85°C
 Storage temperature range : -55°C to +85°C



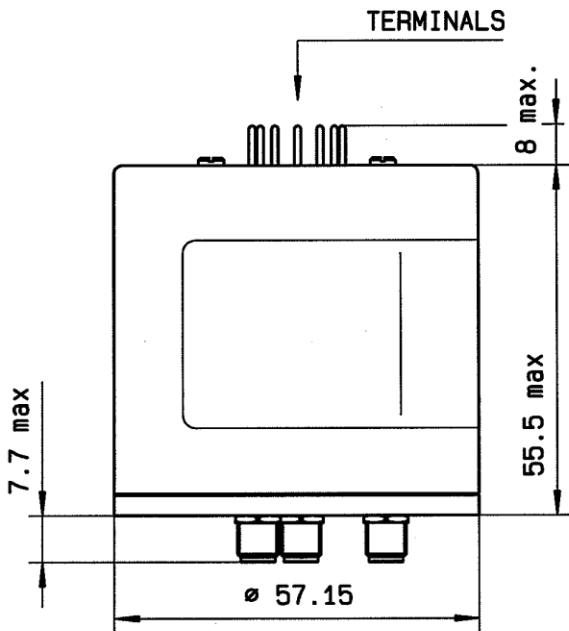
(* Average power at 25°C per RF Path)
 (** At 25° C ±10%)
 (***) Nominal voltage ; 25° C)
 (**** Reset : supply voltage time 1sec. max. / duty cycle 10%)

This information is given as an indication. In order to improve our products, we reserve the right to make any modifications judged necessary

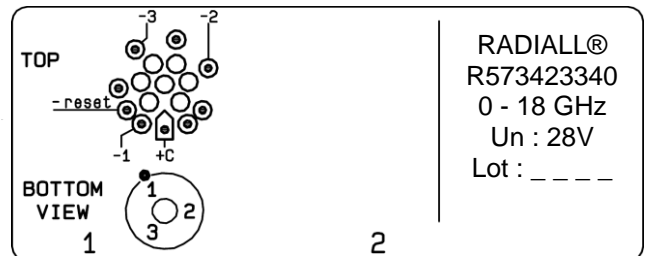
DRAWING



| Voltage | RF Continuity |
|-----------|----------------|
| +C -RESET | All ports open |
| +C -1 | IN ↔ 1 |
| +C -2 | IN ↔ 2 |
| +C -3 | IN ↔ 3 |

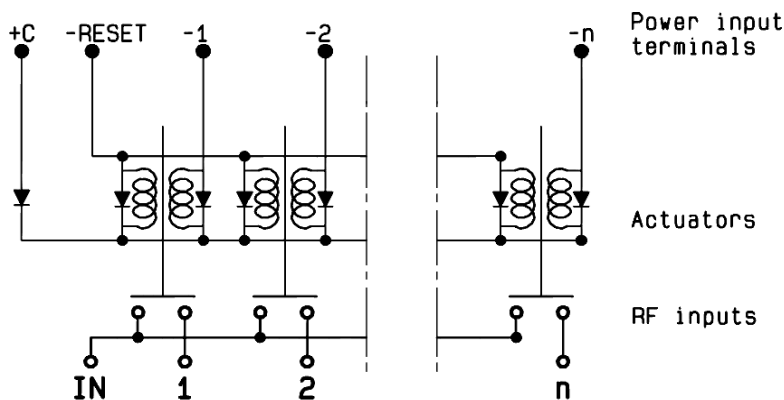


LABEL



General tolerances : ±0.5 mm

SCHEMATIC DIAGRAM



This information is given as an indication. In order to improve our products, we reserve the right to make any modifications judged necessary