



**18 GHz SMA LATCHING S.P.8 T. SWITCH**

OPTIONS : INDICATOR /SELF CUT-OFF /AUTO RESET /BCD DECODER /SUPP.DIODES

**R F CHARACTERISTICS**

NUMBER OF WAYS : 8  
 FREQUENCY RANGE : 0 - 18 GHz  
 IMPEDANCE : 50 Ohms

FREQUENCY (GHz)	0 - 3	3 - 8	8 -12.4	12.4- 16	16 - 18
V.S.W.R <=	1.20	1.30	1.40	1.50	1.60
INSERT. LOSS <=	0.20 dB	0.30 dB	0.40 dB	0.55 dB	0.60 dB
ISOLATION >=	80 dB	70 dB	60 dB	60 dB	60 dB
AVER. POWER (*)	240 W	150 W	120 W	110 W	100 W

**ELECTRICAL CHARACTERISTICS**

ACTUATOR : LATCHING  
 NOMINAL CURRENT AT 25° C (±10%) : 375 mA  
 ACTUATOR VOLTAGE (Vcc) : 28V (24 to 30V) / NEGATIVE COMMON  
 TERMINALS : solder pins (250 deg.C max./30 sec.)  
 INDICATOR RATING : 1 W / 30 V / 100 mA  
 SELF CUT-OFF TIME : 40 ms < CT < 120 ms  
 BCD INPUTS (E) - High level : 3.5 to 5.5V / 800µA at 5V  
 - Low level : 0 to 1.5V / 20µA at 0.8V

**MECHANICAL CHARACTERISTICS**

CONNECTORS : SMA female per MIL-C 39012  
 LIFE : 2.000.000 cycles per position  
 SWITCHING TIME (nominal voltage;25° C) : < 50 ms  
 CONSTRUCTION : splashproof  
 WEIGHT : < 280 g

**ENVIRONMENTAL CHARACTERISTICS**

OPERATING TEMPERATURE RANGE (°C) : -40 , +85  
 STORAGE TEMPERATURE RANGE (°C) : -55 , +85

(\* : average power at 25° C per RF path)

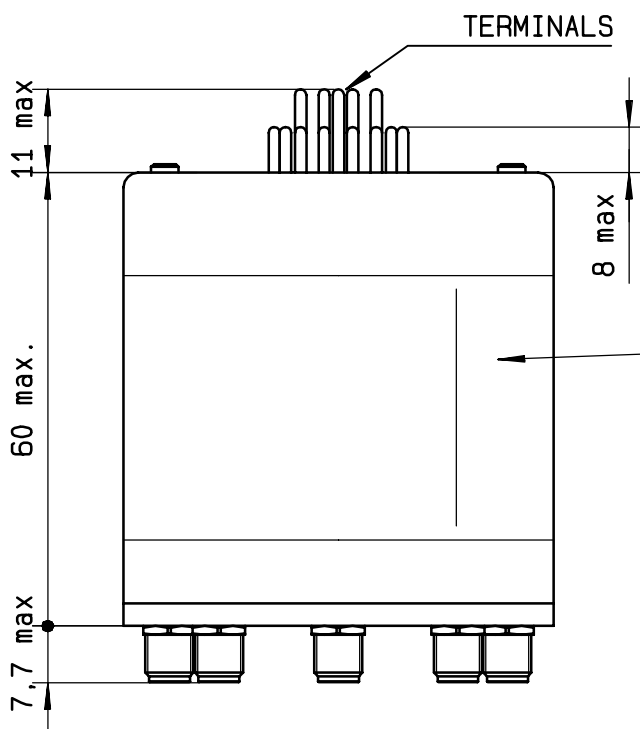
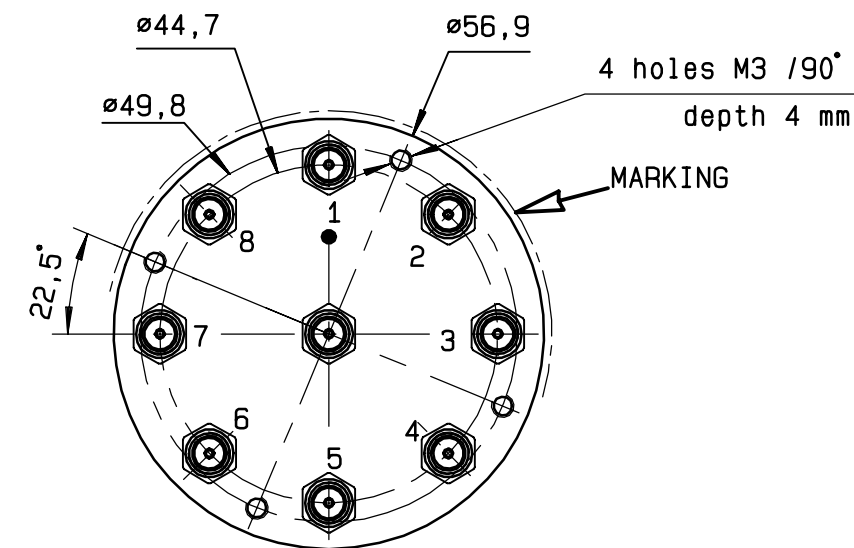
This information is given as an indication. In the continual goal to improve our products, we reserve the right to make any modifications judged necessary

4112-9212

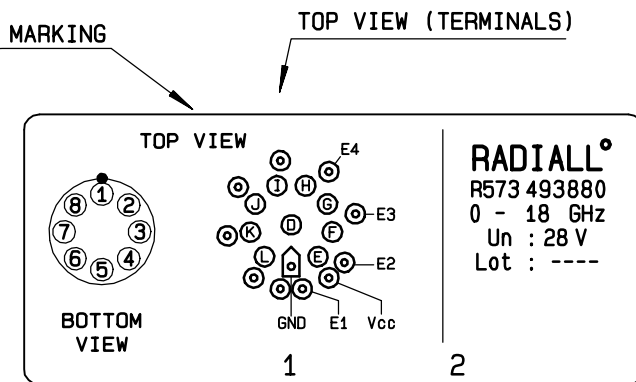
**DRAWING**

General tolerance: ± 0,5 mm

**R573 493880**

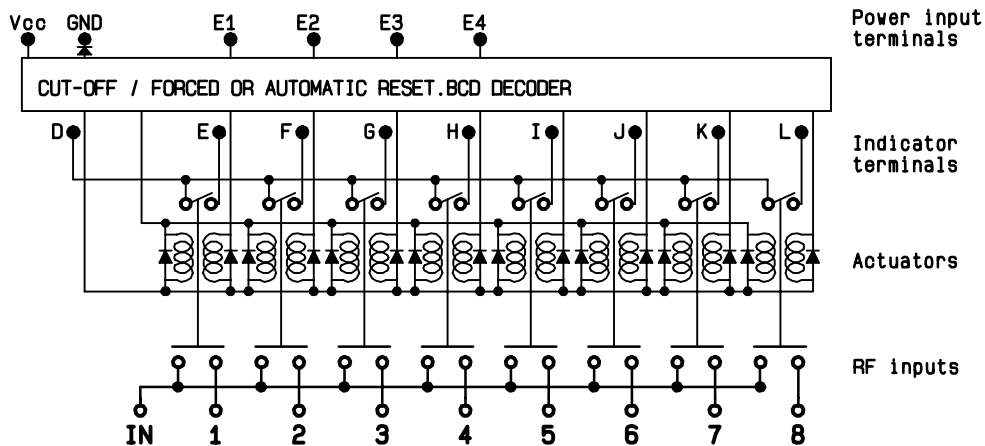


BCD TRUTH TABLE					
E4	E3	E2	E1	RF continuity	Ind.
0	0	0	0	ALL PORTS OPEN (FORCED RESET)	--
0	0	0	1	IN ↔ 1	D.E
0	0	1	0	IN ↔ 2	D.F
0	0	1	1	IN ↔ 3	D.G
0	1	0	0	IN ↔ 4	D.H
0	1	0	1	IN ↔ 5	D.I
0	1	1	0	IN ↔ 6	D.J
0	1	1	1	IN ↔ 7	D.K
1	0	0	0	IN ↔ 8	D.L



**RADIALL°**  
R573 493880  
0 - 18 GHz  
Un : 28 V  
Lot : ----

**SCHEMATIC DIAGRAM**



This information is given as an indication. In the continual goal to improve our products, we reserve the right to make any modifications judged necessary

4113-9212