

PAGE 1/2

ISSUE 16.06.13

SERIE : SPnT

PART NUMBER : R574802525

RF CHARACTERISTICS

Number of ways : 5
 Frequency range : 0 - 40 GHz
 Impedance : 50 Ohms

| Frequency (GHz) | DC - 6 | 6 - 12.4 | 12.4 - 18 | 18 - 26.5 | 26.5 - 40 |
|--------------------|---------|----------|-----------|-----------|-----------|
| VSWR max | 1.30 | 1.40 | 1.50 | 1.70 | 2.20 |
| Insertion loss max | 0.20 dB | 0.40 dB | 0.50 dB | 0.70 dB | 1.10 dB |
| Isolation min | 70 dB | 60 dB | 60 dB | 55 dB | 50 dB |
| Average power (*) | 40 W | 30 W | 25 W | 15 W | 5 W |

TERMINATION IMPEDANCE : 50 Ohms
 TERM. AVG. POWER AT 25° C : 1 W per termination / 3 W total power

ELECTRICAL CHARACTERISTICS

Actuator : NORMALLY OPEN
 Nominal current ** : 250 mA
 Actuator voltage (Vcc) : 12V (10.2 to 13V)
 Terminals : 25 pins D-SUB male connector
 TTL inputs (E) - High level : 2.2 to 5.5 V / 800µA at 5.5 V
 - Low level : 0 to 0.8 V / 20µA at 0.8 V

MECHANICAL CHARACTERISTICS

Connectors : SMA 2.9 female per MIL-C 39012
 Life : 2.000.000 cycles per position
 Switching Time*** : < 15 ms
 Construction : Splashproof
 Weight : < 250 g

ENVIRONMENTAL CHARACTERISTICS

Operating temperature range : -40°C to +85°C
 Storage temperature range : -55°C to +85°C

(* Average power at 25°C per RF Path)
 (** At 25° C ±10%)
 (***) Nominal voltage ; 25° C)



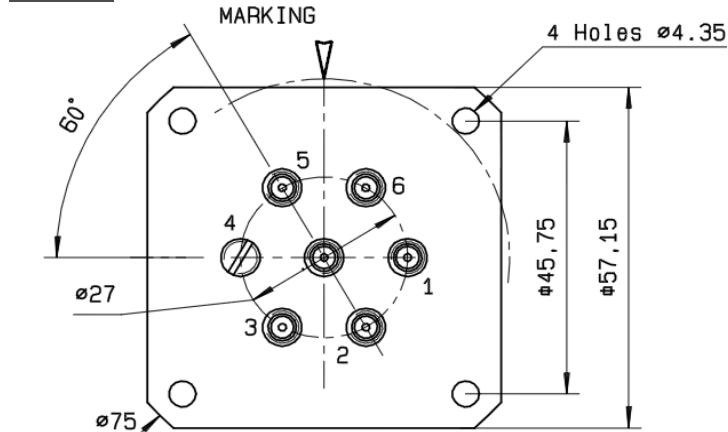
PAGE 2/2

ISSUE 16.06.13

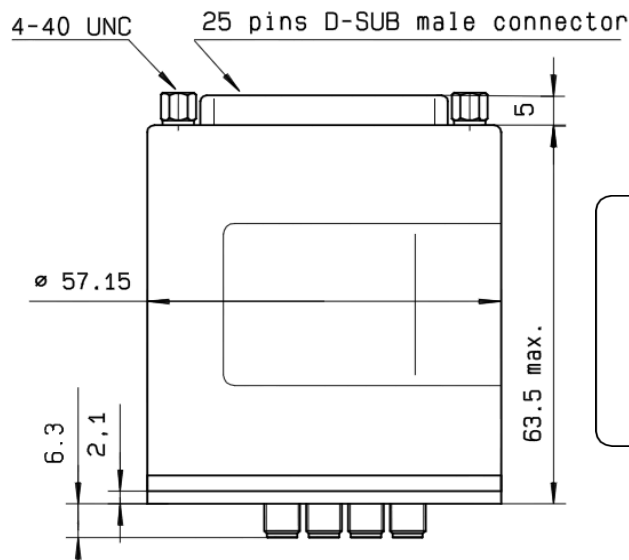
SERIE : SPnT

PART NUMBER : R574802525

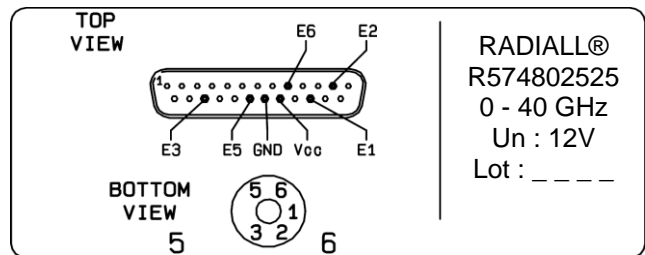
DRAWING



| TTL input | RF Continuity |
|-----------|------------------------|
| E1 = 1 | IN \leftrightarrow 1 |
| E2 = 1 | IN \leftrightarrow 2 |
| E3 = 1 | IN \leftrightarrow 3 |
| E5 = 1 | IN \leftrightarrow 5 |
| E6 = 1 | IN \leftrightarrow 6 |



LABEL



General tolerances : ± 0.5 mm

SCHEMATIC DIAGRAM

