

PAGE 1/2

ISSUE 11-04-17

SERIE : SPnT

PART NUMBER : R574843625

RF CHARACTERISTICS

Number of ways : **6**
 Frequency range : **0 - 40 GHz**
 Impedance : **50 Ohms**

Frequency (GHz)	DC - 6	6 - 12.4	12.4 - 18	18 - 26.5	26.5 - 40
VSWR max	1.30	1.40	1.50	1.70	2.20
Insertion loss max	0.20 dB	0.40 dB	0.50 dB	0.70 dB	1.10 dB
Isolation min	70 dB	60 dB	60 dB	55 dB	50 dB
Average power (*)	40 W	30 W	25 W	15 W	5 W

TERMINATION IMPEDANCE : **50 Ohms**
 TERM. AVG. POWER AT 25° C : **1 W per termination / 3 W total power**

ELECTRICAL CHARACTERISTICS

Actuator : **LATCHING**
 Nominal current ** : **125 mA / RESET : 750 mA ******
 Actuator voltage (Vcc) : **28V (24 to 30V)**
 Terminals : **25 pins D-SUB male connector**
 Self cut-off time : **40 ms < CT < 120 ms**
 TTL inputs (E) - High level : **2.2 to 5.5 V / 800µA at 5.5 V**
 - Low level : **0 to 0.8 V / 20µA at 0.8 V**

MECHANICAL CHARACTERISTICS

Connectors : **SMA 2.9 female per MIL-C 39012**
 Life : **2 million cycles per position**
 Switching Time*** : **< 15 ms**
 Construction : **Splashproof**
 Weight : **< 250 g**

ENVIRONMENTAL CHARACTERISTICS

Operating temperature range : **-40°C to +85°C**
 Storage temperature range : **-55°C to +85°C**

- (* Average power at 25°C per RF Path)
 (** At 25° C ±10%)
 (***) Nominal voltage ; 25° C)
 (**** Reset : supply voltage time 1sec. max. / duty cycle 10%)



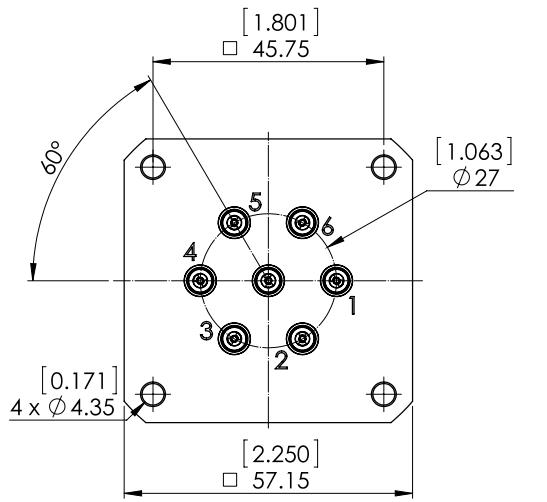
PAGE 2/2

ISSUE 11-04-17

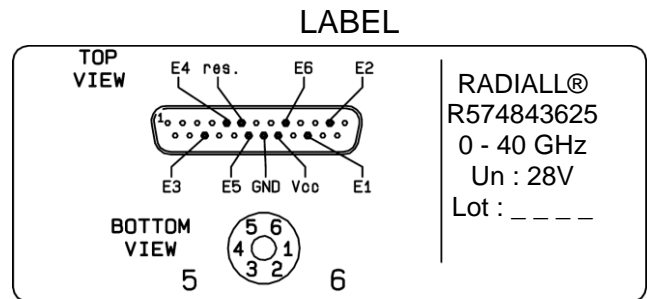
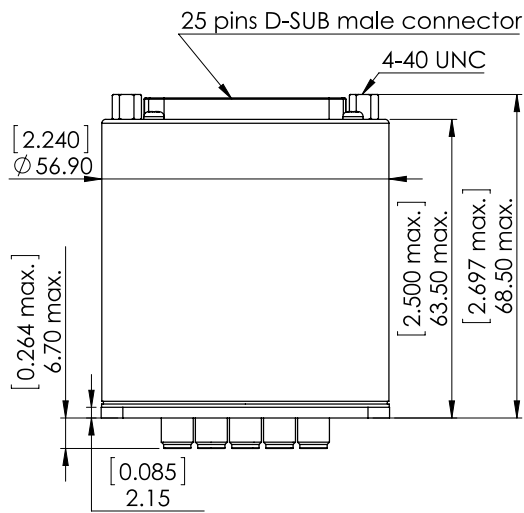
SERIE : SPnT

PART NUMBER : R574843625

DRAWING



TTL input	RF Continuity
RESET = 1	All ports open
E1 = 1	IN ↔ 1
E2 = 1	IN ↔ 2
E3 = 1	IN ↔ 3
E4 = 1	IN ↔ 4
E5 = 1	IN ↔ 5
E6 = 1	IN ↔ 6



RADIALL®
R574843625
0 - 40 GHz
Un : 28V
Lot : _ _ _ _

General tolerances : ±0,5 mm [0,02 in]

SCHEMATIC DIAGRAM

