

PAGE 1/2

ISSUE 15.01.14

SERIE : SPnT

PART NUMBER : R574F23240

RF CHARACTERISTICS

Number of ways : 12
Frequency range : 0 - 18 GHz
Impedance : 50 Ohms

Frequency (GHz)	DC - 3	3 - 8	8 - 12.4	12.4 - 15	15 - 18
VSWR max	1.20	1.40	1.60	1.70	1.80
Insertion loss max	0.20 dB	0.40 dB	0.60 dB	0.70 dB	0.80 dB
Isolation min	80 dB	70 dB	60 dB	60 dB	50 dB
Average power (*)	240 W	150 W	120 W	110 W	100 W

TERMINATION IMPEDANCE : 50 Ohms
TERM. AVG. POWER AT 25° C : 1 W per termination / 3 W total power

ELECTRICAL CHARACTERISTICS

Actuator : LATCHING
Nominal current ** : 125 mA / RESET : 1500 mA ****
Actuator voltage (Vcc) : 28V (24 to 30V) / POSITIVE COMMON
Terminals : solder pins (250°C max. / 30 sec.)

MECHANICAL CHARACTERISTICS

Connectors : SMA female per MIL-C 39012
Life : 2.000.000 cycles per position
Switching Time*** : < 15 ms
Construction : Splashproof
Weight : < 400 g

ENVIRONMENTAL CHARACTERISTICS

Operating temperature range : -40°C to +85°C
Storage temperature range : -55°C to +85°C

(* Average power at 25°C per RF Path)

(** At 25° C ±10%)

(*** Nominal voltage ; 25° C)

(**** Reset : supply voltage time 1sec. max. / duty cycle 10%)



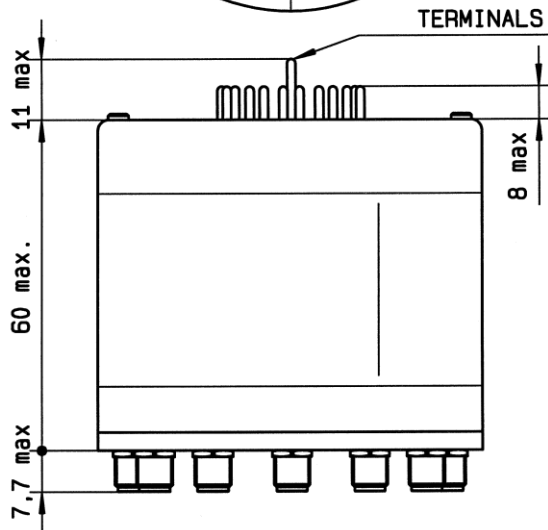
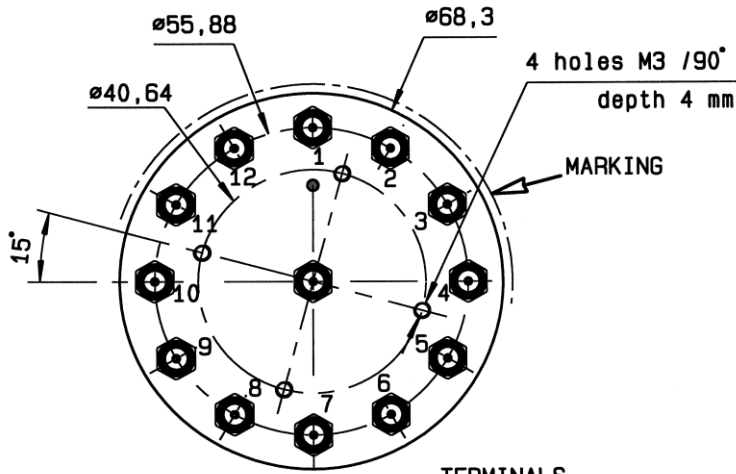
PAGE 2/2

ISSUE 15.01.14

SERIE : SPnT

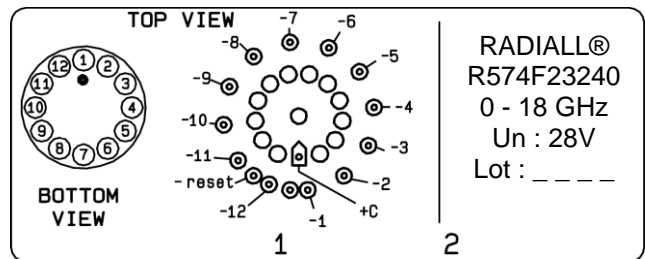
PART NUMBER : R574F23240

DRAWING



Voltage	RF Continuity
+C -RESET	All ports open
+C -1	IN ↔ 1
+C -2	IN ↔ 2
+C -3	IN ↔ 3
+C -4	IN ↔ 4
+C -5	IN ↔ 5
+C -6	IN ↔ 6
+C -7	IN ↔ 7
+C -8	IN ↔ 8
+C -9	IN ↔ 9
+C -10	IN ↔ 10
+C -11	IN ↔ 11
+C -12	IN ↔ 12

LABEL



RADIALL®
R574F23240
0 - 18 GHz
Un : 28V
Lot : _ _ _ _

General tolerances : ±0.5 mm

SCHEMATIC DIAGRAM

