

PAGE 1/2

ISSUE 10-07-19

SERIE : DPDT

PART NUMBER : R577J32100

RF CHARACTERISTICS

Frequency range : **0 - 50 GHz**
Impedance : **50 Ohms**

Frequency (GHz)	DC - 6	6 - 12.4	12.4 - 18	18 - 26.5	26.5 - 40	40 - 50
VSWR max	1.30	1.40	1.50	1.70	1.90	2.00
Insertion loss max	0.30 dB	0.40 dB	0.50 dB	0.70 dB	0.80 dB	1.10 dB
Isolation min	70 dB	60 dB	60 dB	55 dB	50 dB	50 dB
Average power (*)	80 W	60 W	50 W	20 W	10 W	5 W

ELECTRICAL CHARACTERISTICS

Actuator : **LATCHING**
Nominal current ** : **320 mA**
Actuator voltage (Vcc) : **12V (10.2 to 13V)**
Terminals : **solder pins (250°C max. / 30 sec.)**
TTL inputs (E) - High level : **2.2 to 5.5 V / 800µA at 5.5 V**
- Low level : **0 to 0.8 V / 20µA at 0.8 V**

MECHANICAL CHARACTERISTICS

Connectors : **2.4mm female (According to IEEE STD 287)**
Life : **2 million cycles**
Switching Time*** : **< 15 ms**
Construction : **Splashproof**
Weight : **< 100 g**

ENVIRONMENTAL CHARACTERISTICS

Operating temperature range : **-25°C to +70°C**
Storage temperature range : **-40°C to +85°C**

(* Average power at 25°C per RF Path)

(** At 25° C ±10%)

(*** Nominal voltage ; 25° C)



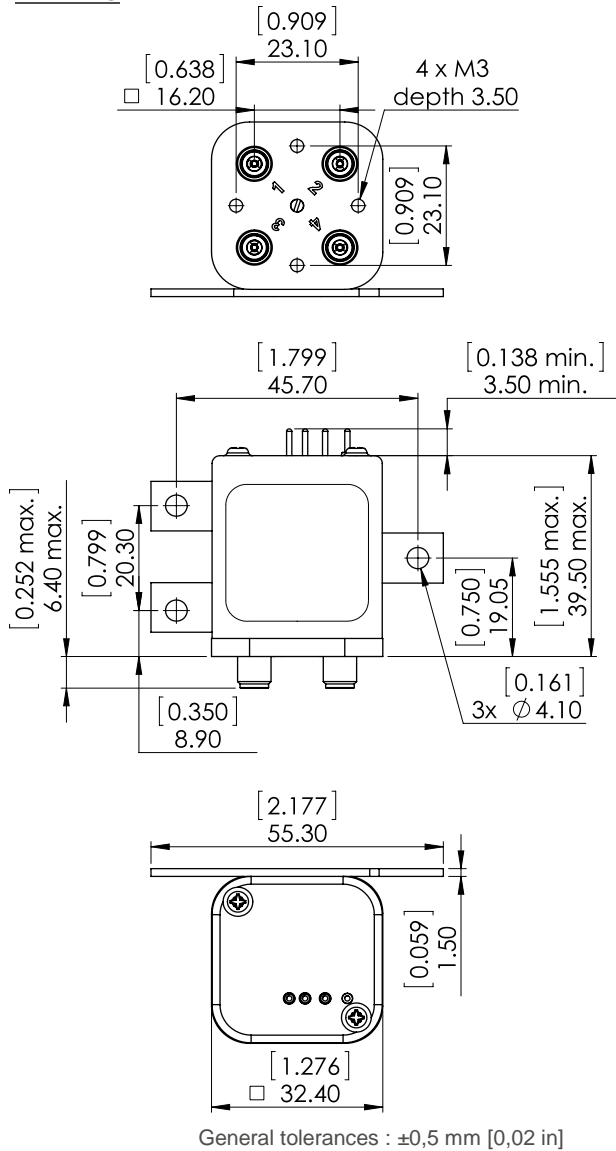
PAGE 2/2

ISSUE 10-07-19

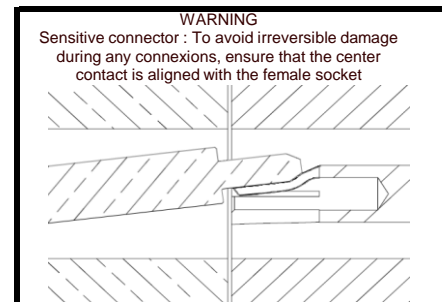
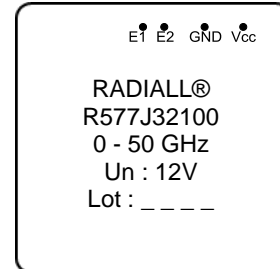
SERIE : DPDT

PART NUMBER : R577J32100

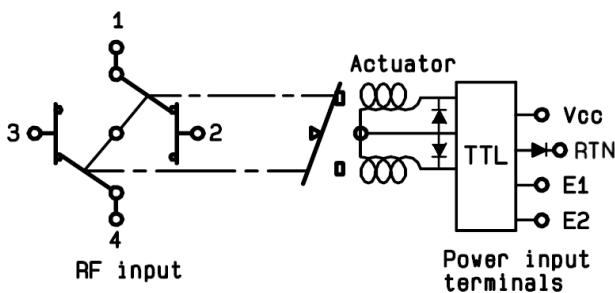
DRAWING



LABEL



SCHEMATIC DIAGRAM



TTL input	RF Continuity
E1=1 / E2=0	1 ↔ 3 / 2 ↔ 4
E1=0 / E2=1	1 ↔ 2 / 3 ↔ 4
E1=0 / E2=0	Memory
E1=1 / E2=1	Forbidden