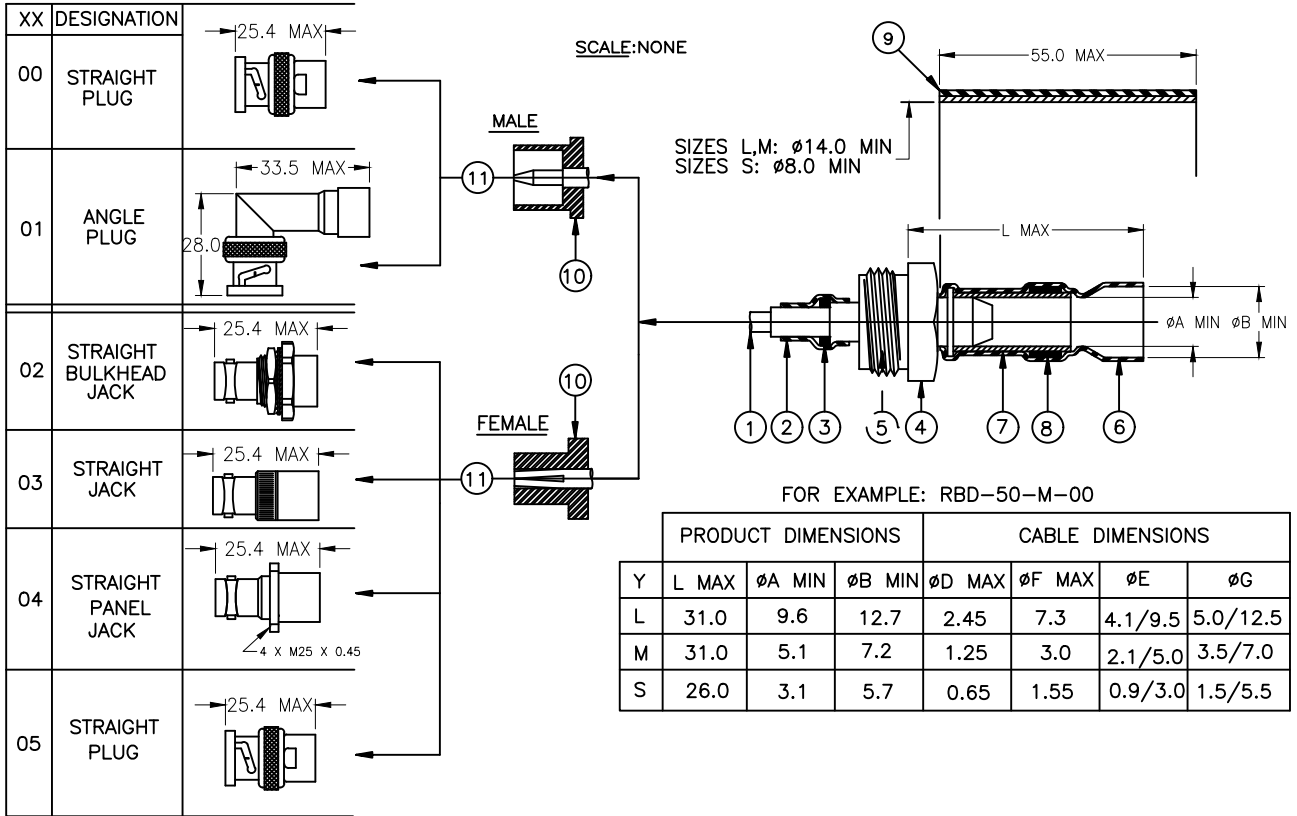


REVISIONS

P	LTR	DESCRIPTION	DATE	DWN	APVD
G		REVISED AS PER ECO-20-003566.	09MAR2020	TC	NP



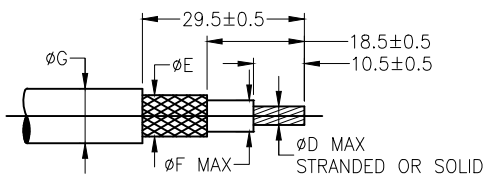
MATERIAL:

1. CENTER CONTACT. GOLD PLATED BRASS (MALE) OR GOLD BERYLLIUM COPPER (FEMALE).
- 2,6. HEAT SHRINKABLE INSULATION SLEEVE, TRANSPARENT BLUE. RADIATION CROSS-LINKED MODIFIED POLYVINYLIDENE FLOURIDE.
3. SOLDER PREFORM. Sn63 Pb37 SOLDER ALLOY WITH MILDLY ACTIVATED ROSIN FLUX.
4. THREADED TRANSITION PART. SILVER PLATED BRASS.
5. INSULATOR. PTFE.
7. SOLDERSHIELD DEVICE. TIN PLATED COPPER BRAID WITH MILDLY ACTIVATED ROSIN FLUX.
8. SOLDER PREFORM (ON L AND M SIZE ONLY). Sn63 Pb37 SOLDER ALLOY WITH MILDLY ACTIVATED ROSIN FLUX.
9. HEAT SHRINKABLE INSULATION SLEEVE, BLACK. RADIATION CROSS-LINKED MODIFIED POLYOLEFIN WITH ADHESIVE.
10. INSULATOR (EXCEPT FOR ANGLE PLUG), PTFE.
11. BODY, NICKEL PLATED BRASS.

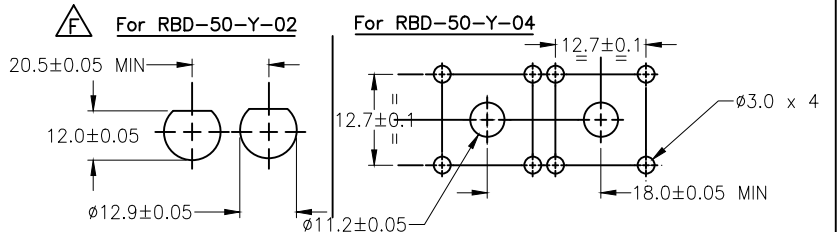
APPLICATION:

1. THESE CONTROLLED SOLDERING DEVICES ARE DESIGNED TO CONNECT, WITH A MIL-PRF-39012 BNC INTERMEDIATE PART, A 50 Ω SINGLE OR DOUBLE BRAIDED COAXIAL HAVING A:
-TIN OR SILVER PLATED COPPER OUTER CONDUCTOR.
-TIN OR SILVER PLATED INNER CONDUCTOR.
AND INSULATION RATED FOR AT LEAST +85°C.
2. TEMPERATURE RANGE:
* WITH BLACK SLEEVE: -55°C TO +100°C.
* WITHOUT BLACK SLEEVE: -55°C TO +150°C.
3. FOR INSTALLATION PROCEDURE AND APPLICATION EQUIPMENT, CONSULT EITHER RPIP-683-00 OR RPIP-683-00-D.

FOR BEST RESULTS, PREPARE THE CABLE AS SHOWN:



PANEL THICKNESS: 3.2 MAX



TE Connectivity. All Rights Reserved.

2020

©

DIMENSIONS: mm	DWN	T.CORREIA	09MAR2020	MATERIAL	-	FINISH	-	
	CHK	R.MACNAUGHTON	09MAR2020	TE TE Connectivity				
TOLERANCES UNLESS OTHERWISE SPECIFIED:	APVD	N.PRZYBYLSKA	09MAR2020					
0 PLC $\pm -$	PRODUCT SPEC			RF ONE STEP CONNECTOR 50 OHMS BNC				
1 PLC $\pm -$	APPLICATION SPEC							
2 PLC $\pm -$	WEIGHT			SIZE	A4	CAGE CODE	06090	
3 PLC $\pm -$	CUSTOMER DRAWING			DRAWING NO	C-RBD-50-Y-XX		RESTRICTED TO	-
4 PLC $\pm -$				SCALE	DNS	SHEET	1 OF 1	REV
ANGLES $\pm -$								