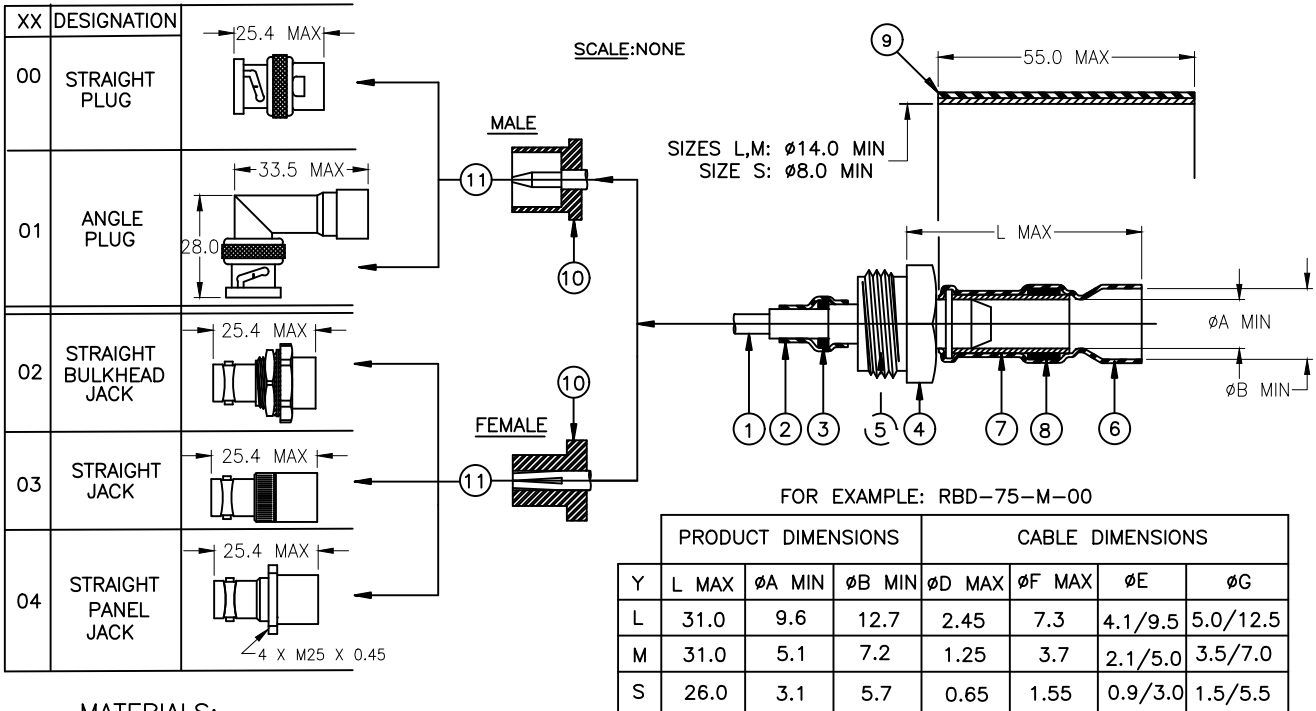


REVISIONS					
P	LTR	DESCRIPTION	DATE	DWN	APVD
	5	REVISED AS PER ECO-20-003566.	09MAR2020	TC	NP



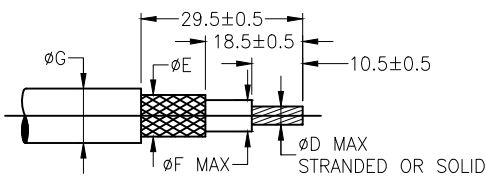
MATERIALS:

- CENTER CONTACT: GOLD PLATED BRASS (MALE) OR GOLD BERYLLIUM COPPER (FEMALE).
- INSULATION SLEEVE: HEAT SHRINKABLE, TRANSPARENT BLUE. RADIATION CROSS-LINKED MODIFIED POLYVINYLIDENE FLUORIDE.
- SOLDER PREFORM: Sn63 Pb37 SOLDER ALLOY WITH ROLO FLUX PER ANSI-J-STD-004.
- THREADED TRANSITION PART: SILVER PLATED BRASS.
- INSULATOR: PTFE.
- SOLDERSHIELD DEVICE: TIN PLATED COPPER BRAID WITH ROLO FLUX PER ANSI-J-STD-004.
- SOLDER PREFORM (ON L AND M SIZE ONLY): Sn63 Pb37 SOLDER ALLOY WITH ROLO FLUX PER ANSI-J-STD-004.
- INSULATION SLEEVE: HEAT SHRINKABLE, COLOR BLACK, RADIATION CROSS-LINKED MODIFIED POLYOLEFIN WITH ADHESIVE.
- INSULATOR (EXCEPT FOR ANGLE PLUG): PTFE.
- BODY: NICKEL PLATED BRASS.

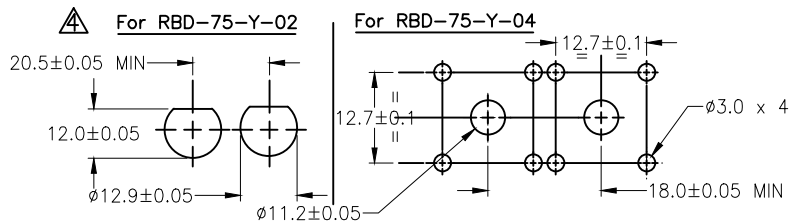
APPLICATION:

- THESE CONTROLLED SOLDERING DEVICES ARE DESIGNED TO CONNECT, WITH A MIL-PRF-39012 BNC INTERMATEABLE PART, A 75 Ω SINGLE OR DOUBLE BRAIDED COAXIAL HAVING A:
 - TIN OR SILVER PLATED COPPER OUTER CONDUCTOR.
 - TIN OR SILVER PLATED INNER CONDUCTOR.
 AND INSULATION RATED FOR AT LEAST +85°C.
- TEMPERATURE RANGE:
 - * WITH BLACK SLEEVE: -55°C TO +100°C.
 - * WITHOUT BLACK SLEEVE: -55°C TO +150°C.
- FOR INSTALLATION PROCEDURE AND APPLICATION EQUIPMENT, CONSULT EITHER RPIP-683-00 OR RPIP-683-00-D.

FOR BEST RESULTS, PREPARE THE CABLE AS SHOWN:



PANEL THICKNESS: 3.2 MAX



TE Connectivity. All Rights Reserved. © 2020

DIMENSIONS: mm	DWN	09MAR2020	MATERIAL	FINISH
	CHK	09MAR2020		
TOLERANCES UNLESS OTHERWISE SPECIFIED:	APVD	09MAR2020		
	PRODUCT SPEC			
0 PLC ± -	NAME	ONE STEP RF CONNECTOR		
1 PLC ± -	APPLICATION SPEC	75 OHM BNC		
2 PLC ± -	WEIGHT	SIZE	CAGE CODE	DRAWING NO
3 PLC ± -		A4	06090	© RBD-75-Y-XX
4 PLC ± -		RESTRICTED TO		
ANGLES ± -		SCALE	SHEET	REV
		DNS	1 OF 1	5