

**SINGLE-PHASE GLASS PASSIVATED  
SILICON BRIDGE RECTIFIER**

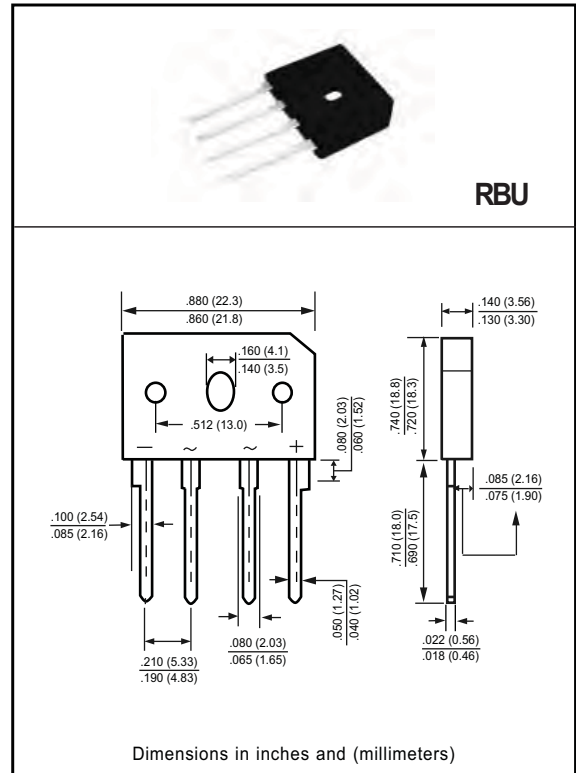
**VOLTAGE RANGE 50 to 1000 Volts CURRENT 8.0 Amperes**

**FEATURES**

- \* Low leakage
- \* Low forward voltage
- \* Mounting position: Any
- \* Surge overload rating: 200 amperes peak
- \* Ideal for printed circuit boards
- \* High forward surge current capability

**MECHANICAL DATA**

- \* UL listed the recognized component directory, file #E94233
- \* Epoxy: Device has UL flammability classification 94V-O



**MAXIMUM RATINGS AND ELECTRICAL CHARACTERISTICS**

Ratings at 25 °C ambient temperature unless otherwise specified.  
Single phase, half wave, 60 Hz, resistive or inductive load.  
For capacitive load, derate current by 20%.

**MAXIMUM RATINGS** (At TA = 25°C unless otherwise noted)

RATINGS	SYMBOL	RBU801M	RBU802M	RBU803M	RBU804M	RBU805M	RBU806M	RBU807M	UNITS
Maximum Recurrent Peak Reverse Voltage	VRRM	50	100	200	400	600	800	1000	Volts
Maximum RMS Bridge Input Voltage	VRMS	35	70	140	280	420	560	700	Volts
Maximum DC Blocking Voltage	VDC	50	100	200	400	600	800	1000	Volts
Maximum Average Forward Rectified Output Current at Tc = 75°C	Io	8.0							Amps
Peak Forward Surge Current 8.3 ms single half sine-wave superimposed on rated load	IFSM	200							Amps
Typical Current Squared Time	I <sup>2</sup> t	167							A <sup>2</sup> /Sec
Typical Thermal Resistance (Note 1)	R θJA	21							°C/W
	R θJC	2							
Operating and Storage Temperature Range	TJ,TSTG	-55 to + 150							°C

**ELECTRICAL CHARACTERISTICS** (At TA = 25°C unless otherwise noted)

CHARACTERISTICS	SYMBOL	RBU801M	RBU802M	RBU803M	RBU804M	RBU805M	RBU806M	RBU807M	UNITS
Maximum Forward Voltage Drop per element at 8.0A DC	VF	1.0							Volts
Maximum Reverse Current at Rated	IR	0.5							uAmps
DC Blocking Voltage per element		500							

NOTE: 1. Units mounted in free air, no heatsink on P.C.B., 0.5x0.5" (12x12mm) copper pads, 0.375" lead length.  
2. \* ROHS compliant"

# RATING AND CHARACTERISTICS CURVES ( RBU801M THRU RBU807M )

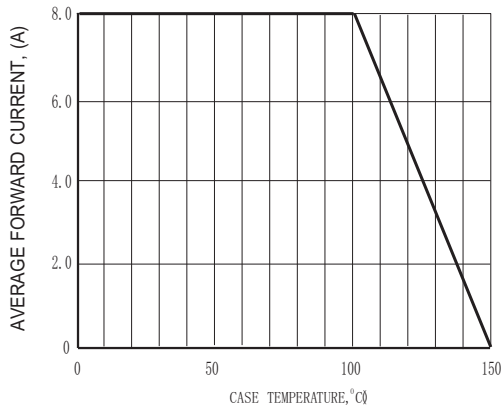


FIG. 1 TYPICAL FORWARD CURRENT DERATING CURVE

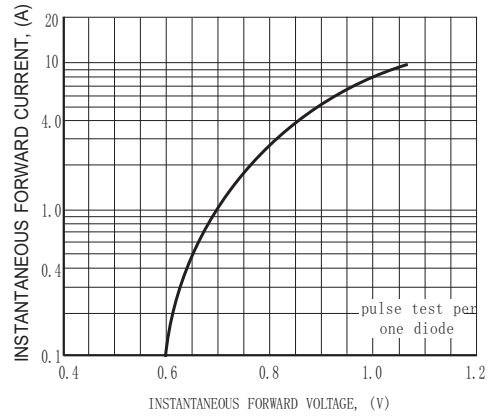


FIG. 2 TYPICAL INSTANTANEOUS FORWARD CHARACTERISTICS

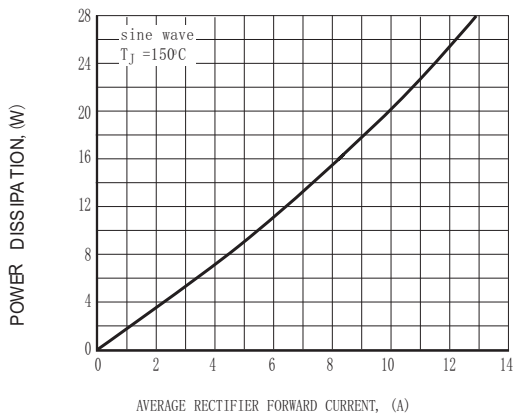


FIG. 3 FORWARD DISSIPATION

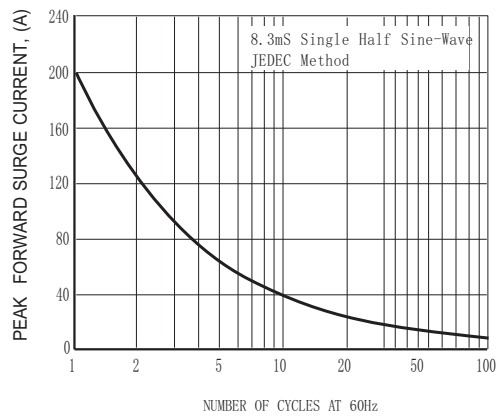


FIG. 4 MAXIMUM NON-REPETITIVE FORWARD SURGE CURRENT

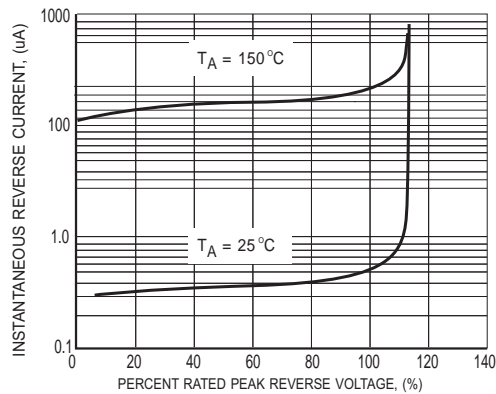


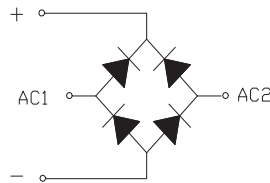
FIG. 5 MAXIMUM REVERSE CHARACTERISTICS



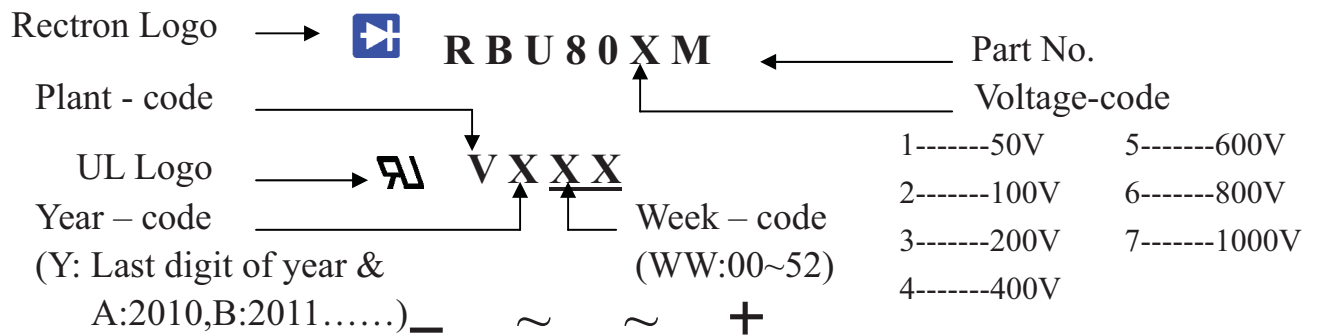
# RECTRON

## Attachment information about RBU80XM

### 1. Internal Circuit



### 2. Marking on the body

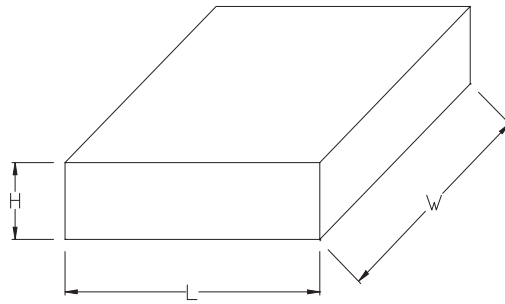


## PACKAGING OF DIODE AND BRIDGE RECTIFIERS

### TUBE PACK

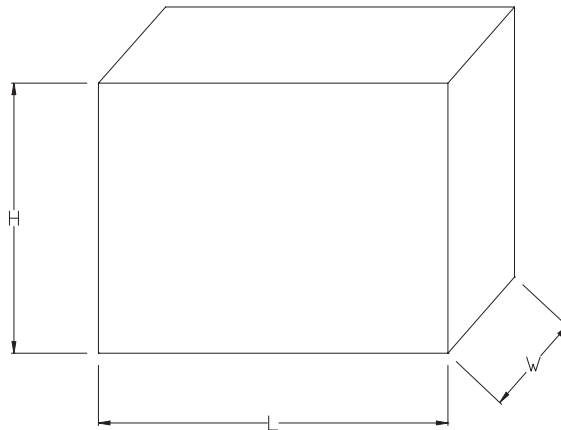
PACKAGE	PACKING CODE	EA PER BOX	INNER BOX SIZE (mm)	CARTON SIZE (mm)	EA PER CARTON	WEIGHT(Kg)
RBU	-C	1,000	490*135*110	510*293*131	2,000	13.62

## 1. BOX



Packing Code	L (mm)	W (mm)	H (mm)
-C	490	135	110

## 2. CARTON



Packing Code	L (mm)	W (mm)	H (mm)
-C	510	293	131